


Solutions for Power Switching, Power Monitoring and Power Conversion

15th June 2026



When **energy** matters

When **energy** matters



ATyS a M
frame M0 up to 63 A
frame M1 up to 160 A

The most compact and simple modular ATS for an effortless integration

- ATyS a M supports the automatic transfer between two power supply sources and safe isolation for any low voltage installation.
- The product includes an integrated pre-set controller which automatically transfers the power supply between the normal source (main transformer) and the emergency source (generating set or main transformer).



Scan to know more

Contents

Power Switching Products

Load Break Switches -COMO	5
Enclosed Load Break Switches - COMO	6
Load Break and Isolation Switches - SIRCO	8
Load Break Switches for Photovoltaic Applications	12
Local Visible Cut-off Switches for the Heavy Industries	13
Motorised Load Break Switches for DC Applications	15
Load Break Switches for Direct Current Applications	16
Fuses for Energy Storage Applications.....	17
Transfer Switching Equipment (Manual).....	20
Transfer switching equipment (Remote).....	26
ATS Controller	29
Transfer switching equipment (Automatic)	33
Enclosed Automatic Transfer Switching Equipment.....	41

Power Monitoring Products

Digital Multifunction Power Meter	44
Multifunction Measurement and Monitoring Unit - PMD.....	45
Single Phase & Three phase Energy Meters.....	51
Integrated Technologies	53
Selection Guide-power Monitoring System AC	55
Multi-protocol Communication Gateways.....	56
Multi-circuit Current Acquisition Module with Integrated Sensors for Power Distribution Units (PDU).....	57
Multi-circuit Metering & Measurement-Monitoring Devices & Modules	58
Discontinued Products	64

Power Conversion Products

Single Phase and Three Phase UPS & Static Transfer Switches	63
Socomec India- Terms and Conditions.....	67
Our Service Partners.....	67



When **energy** matters



COMO
Load Break Switches
from 32A to 63A



COMO
Enclosed Load Break Switches
from 20A to 125A

Optimize your setup with our Compact load break switches

- Easy assembly: Optimise integration and save time
- Enhanced Safety: Providing a secure and reliable lock for your setup.
- Compact Design: Maximize your panel space



Scan to know more

COMO

Load Break Switches

From 32A to 63A



COMO
Direct operation



COMO
External operation

Advantages

Easy mounting

Three mounting possibilities are available for optimum integration and time saving:

- DIN rail or back plate mounting,
- Door mounting,
- "Quick Fix" mounting to save time when integrating in high quantities.

Function

COMO are compact and modular load break switches. They make and break under all types of load conditions and provide safe isolation for any low voltage circuit, especially for machine control circuits.

General characteristics

- 2 stable positions (I, 0)
- Double break per phase
- Positive contact indication
- Contact point technology
- Padlocking in 0 position
- IP20 devices and accessories

Compact

Thanks to its compact design panel space is really reduced.

Safety

- Direct access to connection terminals for adequate tightening
- Lockable rotary operating mechanism

Din Rail/Back Plate Mounting

HSN Code: 85365010

Solution		OPEN EXECUTION							
		Din Rail/Black Plate				Door Mounting			
Standard Configuration Includes									
		Direct Handle Version*		External Handle Version*		External operation Version* with screw		Quick Fix Version*	
Rating	Poles	Reference	LP (₹)	Reference	LP (₹)	Reference	LP (₹)	Reference	LP (₹)
32A	3	21113003	2090	21113103	2390	21113203	2746	21113303	2324
63A	3	21113005	2162	21113105	2534	21113205	2804	21113305	2378

* references are only for Switch

Accessories for Din Rail/Back Plate mounting

HSN Code: 85381090



Rating	4th Pole	LP (₹)	External handle K1 with Guided Shaft IP65	LP (₹)	Extension Shaft	LP (₹)	Aux Contact NO + NC	LP (₹)	Neutral Pole	LP (₹)
32A	21111003	832	21131112 (Blue/Black)	708	21132200 (200mm)	420	21134000	1328	21111056	764
63A	21111005	910	21131113 (Red /Yellow)	1124	21132320 (320mm)	656				

Accessories for Door mounting

HSN Code: 85381090

Rating	4th Pole	LP (₹)	External handle K1 type IP65	LP (₹)	External handle K1 type IP65 - Quickfix	LP (₹)	Aux Contact NO + NC	LP (₹)	Neutral Pole	LP (₹)
32A	21111203	864	21131322 (Blue/Black)	494	21131332 (Blue/Black)	592	21134200	940	21111256	756
63A	21111205	958	21131323 (Red /Yellow)		21131333 (Red/Yellow)	632				

COMO

Enclosed Load Break Switches From 20A to 125A



20, 32, 40 A, 3/4 poles,
IEC Polycarbonate



32, 63, 80, 100 A, 3/4/6/8 poles,
IEC Polycarbonate

Function

COMO are load break switches that will make and break on load and provide isolation for any low voltage electrical circuit. COMO are now available in enclosed version incorporating three, four, six and eight-pole manually operated load break switches.

The new enclosed COMO provide protection against contact with live parts as well as environmental factors such as dust, water and other hazards.

Advantages

Compact design

The enclosed COMO range offers compact enclosures tailored to your needs. The range starts with the 20A enclosure with dimensions of only 64x74.5 mm (2.5x2.93 in).

IP65

The IP65 protection degree provides protection against dust and high pressure water jets for any industrial application. Available in IP67 for the enclosed COMO 20A.

Safety of operations

Triple locking of the handle in the OFF position to ensure maximum safety for operators during maintenance operations.

Wide range

The range offers a wide variety of variants depending on the number of poles, rating and enclosure type.

Enclosed Load Break Switches for 3 Pole & 4 Pole

HSN Code: 85365010

Pole	20A		25A		32A		40A	
	Reference	LP (₹)	Reference	LP (₹)	Reference	LP (₹)	Reference	LP (₹)
3Pole (Yellow/Red)	21153401	3160	21153402	4188	21153403	3702	21153404	4102
3Pole (Blue/Grey)	21153301	2986	21153302	3994	21153303	4160	21153304	3836
4Pole (Yellow/Red)	21154401	3494	21154402	4952	21154403	5186	21154404	4610
4Pole (Blue/Grey)	21154301	3352	21154302	5138	21154303	5044	21154304	5492

Pole	63A		80A		100A		125A	
	Reference	LP (₹)	Reference	LP (₹)	Reference	LP (₹)	Reference	LP (₹)
3Pole (Yellow/Red)	21153406	6364	21153408	9916	21153409	14572	21153412	31634
3Pole (Blue/Grey)	21153306	4510	21153308	9310	21153309	11796	21153312	26778
4Pole (Yellow/Red)	21154406	8238	21154408	11030	21154409	14344	21154412	29068
4Pole (Blue/Grey)	21154306	8440	21154308	10882	21154309	14068	21154312	33322



When **energy** matters



SIRCO
Direct Handle



SIRCO
External Handle

SIRCO
Load break and isolation switches
from 63A to 5000A



Scan to know more

A complete range for protection and security of your AC LV installations

- SIRCO are manually operated 3 and 4 pole load break and isolation switch rated from 63A to 5000A at 415 VAC heavy duty applications up to AC 23 A utilization category.
- It is a multipolar switch that make and break under full load and provide safety isolation in compliance with IS/ IEC 60947-3.
- Double positive break indication given through a position indication window and by the operating handle.
- Severe utilization categories and high resistance to damp and heat.

SIRCO

Load Break and Isolation Switches

From 63A to 5000A



SIRCO
Direct Handle



Enclosed Switch



SIRCO
External Handle



Extension Box

Function

SIRCO are manually operated load break and isolation switches. They make and break under load conditions and provide safe isolation. SIRCO are designed for 415 VAC electrical circuits.

General characteristics

- Double positive break indication given through a position indication window, located directly on the product, and by the operating handle.
- Severe load duty categories (AC-22 and AC-23).

Advantages

Reliability and performance

The double breaking per pole, achieved through its sliding bar contact system, is a proven design that offers very high durability and short-circuit withstand. It provides an improved breaking performance with quick opening and rapid closure.

Safety of property and personnel

The position indicator is located directly on the sliding bar contact mechanism, ensuring it can be seen in all circumstances. The use of glass fibre reinforced polyester gives the SIRCO both high mechanical and thermal resistance.

Simplicity

The SIRCO range is available as a kit with direct or external handles or as a bare switch product. It includes a wide choice of common accessories that enable:

- Simple installation.
- Reduced stock management and storage costs.

Easy to install





The design of external contacts enables an easy connection thanks to:

- Low profile,
- Wide terminals,
- Spreader accessories which facilitate connections with larger cables, up to 1250A.

SIRCO - 3 Pole

HSN Code: 85365010

Conforms to IS/IEC 60947-3 up to AC23A¹, Front operated, 415 V, 50 Hz

Solution			OPEN EXECUTION				ENCLOSED SOLUTION			
			KIT Type 1		KIT Type 2		Enclosed Switch		Extension Box	
Standard Configuration Includes										
			<ul style="list-style-type: none"> - Switch - Interphase barriers from frame B3 and above - Direct Handle 		<ul style="list-style-type: none"> - Switch - Interphase barriers from frame B3 and above - External Handle - Extension Shaft 200mm 		<ul style="list-style-type: none"> - Enclosure Switch - Interphase barriers from frame B3 and above - External Handle - Extension Shaft 		<ul style="list-style-type: none"> - Suitable for Top or Bottom Assembly (Price is for 1 number of extension box) 	
Frame	Rating	Poles	Reference	LP (₹)	Reference	LP (₹)	Reference	LP (₹)	Reference	LP (₹)
B3	125A	3P	26K13012A	9348	26K23012A	10966	26E13012A	22948	26E10002A	3124
	160A		26K13016A	11174	26K23016A	11456	26E13016A	23254		
	200A CD		26K13019A	14226	26K23019A	13416	26E13019A	23542		
B4	200A		26K13020A	14292	26K23020A	14468	26E13020A	26306	26E10003A	4826
	250A		26K13025A	15812	26K23025A	16658	26E13025A	27540		
	315A CD		26K13030A	20516	26K23030A	20732	26E13030A	29030		
	400A CD		26K13039A	21536	26K23039A	21632	26E13039A	30692		
B5	315A		26K13031A	27690	-	-	-	-	26E10004A	6142
	400A		26K13040A	28840	26K23040A	29030	26E13040A	53558		
	500A		26K13050A	29962	26K23050A	31116	26E13050A	58592		
	630A		26K13063A	30420	26K23063A	32178	26E13063A	60814		
	800A CD [#]	26K13079A	36952	26K23079A	39974	-	-	-		
B6	1000A	26K13100A	74800	26K23100A	78420	26E13100A	113500	26E10006A	18084	
	1250A CD	26K13124A	85464	26K23124A	109968	-	-	-	-	
B7	1250A	26K13125A	88800	26K23125A	111064	26E13125A	138676	26E10007A	22910	
	1600A	26K13160A	130784	26K23160A	132418	26E13160A	173320			
	1800A	26K13180A	137972	26K23180A	140320					
B8	2000A	26K13200A	190842	26K23200A	235460			-	-	
	2500A	26K13250A	214618	26K23250A	238568	-	-			
	3200A	26K13320A	287302	26K23320A	303276					

CD - Compact design

1) Please refer technical literature for exact technical characteristics

Rating 800A is also available in B6 Frame

SIRCO





Load Break and Isolation Switches

From 63A to 5000A

SIRCO - 4 Pole

HSN Code: 85365010

Conforms to IS/IEC 60947-3 up to AC23A¹, Front operated, 415 V, 50 Hz

Solution			OPEN EXECUTION				ENCLOSED SOLUTION			
			KIT Type 1		KIT Type 2		Enclosed Switch		Extension Box	
Standard Configuration Includes										
			<ul style="list-style-type: none"> - Switch - Interphase barriers from frame B3 and above - Direct Handle 		<ul style="list-style-type: none"> - Switch - Interphase barriers from frame B3 and above - External Handle - Extension Shaft 200mm 		<ul style="list-style-type: none"> - Enclosure Switch - Interphase barriers from frame B3 and above - External Handle - Extension Shaft 		<ul style="list-style-type: none"> - Suitable for Top or Bottom Assembly (Price is for 1 number of extension box) 	
Frame	Rating	Poles	Reference	LP (₹)	Reference	LP (₹)	Reference	LP (₹)	Reference	LP (₹)
B2*	63A	4P	26K14006A	5222	26K24006A	5448	26E14006A	9708	26E10001A	1834
	100A		26K14010A	8594	26K24010A	8920	26E14010A	12272		
	125A CD [#]		26K14011A	9012	26K24011A	9694	26E14011A	12568		
B3	160A		26K14016A	12594	26K24016A	13468	26E14016A	20872	26E10002A	3124
	200A CD		26K14019A	13660	26K24019A	13956	26E14019A	21442		
B4	200A		26K14020A	14312	26K24020A	15186	26E14020A	28844	26E10003A	4826
	250A		26K14025A	18604	26K24025A	19478	26E14025A	28888		
	315A CD		26K14030A	19570	26K24030A	19614	26E14030A	30872		
	400A CD		26K14039A	24324	26K24039A	24780	26E14039A	36476		
B5	315A		26K14031A	25562	26K24031A	28250	26E14031A	42916	26E10004A	6142
	400A		26K14040A	29916	26K24040A	30856	26E14040A	44642		
	500A	26K14050A	34274	26K24050A	36300	26E14050A	56970			
	630A	26K14063A	34444	26K24063A	36382	26E14063A	57558			
	800A CD [#]	26K14079A	43474	26K24079A	45062	-	-	-		
B6	1000A	26K14100A	84422	26K24100A	85208	26E14100A	129578	26E10006A	18084	
	1250A CD	26K14124A	100536	26K24124A	101248	-	-	-	-	
B7	1250A	26K14125A	104464	26K24125A	114448	26E14125A	161114	26E10007A	22910	
	1600A	26K14160A	153864	26K24160A	154894	26E14160A	199696			
	1800A	26K14180A	162314	26K24180A	170424	-	-			
B8	2000A	26K14200A	210844	26K24200A	245400	-	-	-	-	
	2500A	26K14250A	252002	26K24250A	253980	-	-			
	3200A	26K14320A	338004	26K24320A	354700	-	-			

CD - Compact design

1) Please refer technical literature for exact technical characteristics | * Phase Barrier & Shaft is not available in frame B2

Rating 125A & 800A are also available in B3 and B6 Frame respectively

SIRCO Accessories

Load Break and Isolation Switches

From 63A to 5000A

SIRCO Accessories - 3 Pole & 4 Pole

HSN Code: 85381090



Frame	Direct Handle	LP (₹)	External Handle	LP (₹)	Shaft 200mm	LP (₹)	Shaft 250mm	LP (₹)	Shaft 320mm	LP (₹)
B2	42990001A	720	-	-	-	-	-	-	-	-
B3	26995042A	630	14212111A	2012	14001020A	700	14001025A	1052	14001032A	1308
B4	26995052A	1136	14212111A	2012	14001020A	700	14001025A	1052	14001032A	1308
B5	26995052A	1136	14212111A	2012	14001020A	700	14001025A	1052	14001032A	1308
B6*	27997012A	4542	14433111A	3130	14011520A	1794	-	-	14011532A	4888
B7*	27997012A	4542	14433111A	3130	14011520A	1794	-	-	14011532A	4888
B8*	27997012A	4542	14538111A	37750	27993015A	10070	-	-	27993018A	10574

* Handle for frames B6 to B8 are double arms handle



Frame	Interphase barrier - 3P	LP (₹)	Interphase barrier - 4P	LP (₹)
B2	-	-	-	-
B3	29985033A	334	29985034A	456
B4	29985023A	378	29985024A	578
B5	29985013A	526	29985014A	780
B6	-	-	-	-
B7	-	-	-	-

Frame	1st Aux Contact (1 NO/NC)	LP (₹)	2nd Aux Contact (1 NO/NC)	LP (₹)
B2	26091020A	466	26092020A	672
B3	26990031A	872	26990032A	902
B4	26990031A	872	26990032A	902
B5	26990031A	872	26990032A	902
B6*	26990031A	872	26990032A	902
B7*	26990031A	872	26990032A	902
B8*	26990031A	872	26990032A	902



Frame	Terminal Shroud - 3P	LP (₹)	Terminal Shroud - 4P	LP (₹)	Terminal Screen Standard - 3P	LP (₹)	Terminal Screen Standard - 4P	LP (₹)
B2	-	-	29944008A	578	-	-	-	-
B3	26943014A	1216	26944014A	1358	26983012A	1512	26984012A	1580
B4	26943021A	1358	26944021A	1548	26983020A	1512	26984020A	1580
B5	26943051A	2164	26944051A	2432	26983050A	1808	26984050A	2478
B6	-	-	-	-	26983080A	2636	26984080A	3488
B7	-	-	-	-	26983120A	3876	26984120A	4396
B8	-	-	-	-	26983200A	6658	26984200A	7540



Frame	Terminal Screen Wide - Top - 3P	LP (₹)	Terminal Screen Wide - Bottom - 3P	LP (₹)	Terminal Screen wide Top/Bottom - 4P	LP (₹)
B3	26983013A	1156	26988013A	1156	26984013A	1360
B4	26983021A	1156	26988021A	1156	26984021A	1360
B5	26983051A	1484	26988051A	1484	26984051A	1676

SIRCO PV IEC 60947-3

Load Break Switches for Photovoltaic Applications

from 100A to 3200A, up to 1500 VDC



SIRCO PV 2, 3, 4 Pole

Functions

SIRCO PV are manually operated load break switches, making and breaking capacity under load conditions up to 1500 VDC.

These extremely durable switches have been tested and approved for use in the most demanding applications. They have been designed and tested for all types of applications: grounded, floating or bipolar.

General characteristics

- Patented switching technology up to 500 VDC/pole.
- Positive indication.
- Up to 1500 VDC according to IEC 60947-3.

Advantages

Optimise your investment

- Thanks to a reduced number of bridging bars, you can limit your costs and save mounting time.

High quality materials

SIRCO PV is an extremely robust device in a glass fibre reinforced polyester frame. This material provides:

- high mechanical strength,
- stability to temperature variations (RTI of 130°C),
- high dielectric strength (high CTI/tested as per standard ASTM D 2303).

Take advantage of an innovative design

The SIRCO PV can be directly connected up to four independent PV panel strings. The global solution cost is therefore reduced in comparison with the use of four distinct switches.

Reliability and performance

Our range of SIRCO PV load break switches is compliant to standards UL98B and IEC 60947-3. SIRCO PV have been tested to critical currents and at a 10 kA short-circuit during 50 ms without specific protection.

SIRCO PV - 2 Pole, 3 Pole & 4 Pole

HSN Code (2P, 4P): 85365010 | HSN Code (3P): 85353090

Kit Type 1 with Direct Handle							Kit Type 2 with External Handle					
2 Pole 1000 V dc			3 Pole 1500 V dc		4 Pole 1000 V dc		2 Pole 1000 V dc		3 Pole 1500 V dc		4 Pole 1000 V dc	
Rating	Reference	LP (₹)	Reference	LP (₹)	Reference	LP (₹)	Reference	LP (₹)	Reference	LP (₹)	Reference	LP (₹)
100A	26P12010	On Request	-	-	-	-	26P22010	On Request	-	-	-	-
160A	26P12016	On Request	26P13015A	On Request	-	-	26P22016	On Request	26P23015A	On Request	-	-
250A	26P12025	On Request	26P13024A	On Request	26P14025	On Request	26P22025	On Request	26P23024A	On Request	26P24025	On Request
315A	26P12031	On Request	26P13030A	On Request	26P14031	On Request	26P22031	On Request	26P23030A	On Request	26P24031	On Request
400A	26P12039	On Request	26P13039A	On Request	26P14040	On Request	26P22039	On Request	26P23039A	On Request	26P24040	On Request
500 A	-	-	26P13049A	On Request	26P14050	On Request	-	-	26P23049A	On Request	26P24050	On Request
630A	-	-	-	-	26P14063	On Request	-	-	-	-	26P24063	On Request
800 A	-	-	-	-	26P14080	On Request	-	-	-	-	26P24080	On Request

For enquiries >800 A, please contact our regional sales representatives.

Safety Enclosure

Local Visible Cut-off Switches for the Heavy Industries

From 50A to 630A



Safety Enclosures

Functions

A visible cut-off switch shall be installed on the power cable to each motor for:

- Locking out the motor for maintenance (safety isolation).
- Controlling the motor locally for maintenance purposes.
- Emergency stop and emergency shut-down (on load break).

SOCOMEK visible cut-off switch ensures a safe and fast maintenance as it prevents from entering the electrical substations to cut-off the power. In order to reduce the level of hazard during motor lock-out, the safety switch must be installed as closed as possible from the motor.

Locking out operation can be carried by a non-electrical person.

Advantages

Easy to Install

Secure connections and commissioning due to a well equipped enclosure.

Built for Lasting

Equipped with high standard material SOCOMEK safety enclosure can resist in harsh environment.

Designed for Safety

Thanks to the dedicated cut-off equipment, the user can operate the equipment quickly and safely.

Safety Enclosure, IP55 design, for Copper Cable

HSN Code: 85365010

Rating	Reference ⁽¹⁾	LP (₹)	Reference ⁽²⁾	LP (₹)	Reference ⁽³⁾	LP (₹)	Reference ⁽⁴⁾	LP (₹)
50 A	32AS3005	On Request	32AS3105	On Request	32AS3205	On Request	32AS3305	On Request
80 A	32AS3008	On Request	32AS3108	On Request	32AS3208	On Request	32AS3308	On Request
125 A	32AS3012	On Request	32AS3112	On Request	32AS3212	On Request	32AS3312	On Request
200 A	32AS3020	On Request	32AS3120	On Request	32AS3220	On Request	32AS3320	On Request
400 A	32AS3040	On Request	32AS3140	On Request	32AS3240	On Request	32AS3340	On Request
630 A	32AS3063	On Request	32AS3163	On Request	32AS3263	On Request	32AS3363	On Request

Safety Enclosure, IP65 design, for Aluminium Cable

HSN Code: 85365010

Rating	Reference ⁽¹⁾	LP (₹)	Reference ⁽²⁾	LP (₹)	Reference ⁽³⁾	LP (₹)	Reference ⁽⁴⁾	LP (₹)
50 A	34AA3005-HC	On Request	34AA3105-HC	On Request	34AA3205-HC	On Request	34AA3305-HC	On Request
80 A	34AA3008-HC	On Request	34AA3108-HC	On Request	34AA3208-HC	On Request	34AA3308-HC	On Request
125 A	34AA3012-HC	On Request	34AA3112-HC	On Request	34AA3212-HC	On Request	34AA3312-HC	On Request
200 A	34AA3020-HC	On Request	34AA3120-HC	On Request	34AA3220-HC	On Request	34AA3320-HC	On Request
400 A	34AA3040-HC	On Request	34AA3140-HC	On Request	34AA3240-HC	On Request	34AA3340-HC	On Request
630 A	34AA3063-HC	On Request	34AA3163-HC	On Request	34AA3263-HC	On Request	34AA3363-HC	On Request

(1) Package: 0 push button; 0 auxiliary contacts.

(2) 1 way: 1 ON and 1 OFF push buttons; 2 NO/NC pre-cut off auxiliary contacts.

(3) 2 way: 2 ON and 1 OFF push buttons; 2 NO/NC pre-cut off auxiliary contacts.

(4) VSD: Variable Speed Drive, 1 ON, 1 OFF and 2 +/- speed push buttons; 2 NO/NC pre-cut off auxiliary contacts.



When **energy** matters

A complete solution for switching and protection line dedicated for ESS applications



FP ESS
Ranging from 160 to 3000A



SIRCO DC / SIRCO DC ESS
from 2000 to 3600 A,
up to 1500 VDC

- Innovative design
- Robust made with high quality materials
- Reliability and Premium performance for energy storage
- Fully tested and certified



Scan to know more

SIRCO MOT DC/SIRCO MOT DC ESS

Motorised load break switches for DC applications

From 250 to 3600 A, up to 1500 VDC



SIRCO MOT DC
4x2000A

Advantages

High performance switching

SIRCO MOT DC and SIRCO MOT DC ESS motorised load break switches incorporate patented technology, providing a breaking capacity at 1500 VDC with just 2 poles, significantly limiting power dissipation. This broad range covers ratings from 250 to 3600 A, 1500 VDC.

Application tested design

Designed and tested for several DC applications, with proven performance in the harshest of environments. The arc extinguishing system provides safe disconnection, rapid arc extinguishing and current interruption.

- Tested against high short circuit systems with and without fuse protection to ensure complete system protection above 210 kA.
- Proven against severe environmental factors including: "Annex Q level C according to IEC" salt spray tested, high temperature and altitude, humidity cycle tested.

Function

SIRCO MOT DC and SIRCO MOT DC ESS motorised load break switches incorporate patented technology, providing a breaking capacity at 1500 VDC with just 2 poles, significantly limiting power dissipation. This broad range covers ratings from 250 to 3600 A, 1500 VDC.

General characteristics

- Up to 1500 VDC from 250 to 3600 A.
- Patented switching technology up to 1500 VDC in 2 poles.
- Remotely operated product (motor control).
- 2 stable positions (I, 0).
- High short-circuit option available.

Reduced total cost of ownership

Developed with user cost savings in mind, the product features improvements which ensure a lower total cost of ownership.

- Flexible wiring configurations allow for simple in and out wiring, and by not using series bridging bars, cost savings can be achieved.
- Multiple circuit design allows for configurations of one 3600A or two 1600A circuits for greater flexibility.
- One design for both IEC and UL products providing the same base design for customers with IEC or UL machines.
- Compact solution with reduced footprint and weight improves sustainability with reduced packaging, transportation and installation costs.

SIRCO DC / SIRCO DC ESS

Load Break Switches for Direct Current Applications

from 2000 to 3600 A, up to 1500 VDC



Functions

SIRCO DC and SIRCO DC ESS units are manual control multipolar load break switches.

They provide make and break on-load and safety disconnection for all low voltage electrical circuits for direct current applications up to 1500 VDC.

General characteristics

- Up to 1500 VDC, 2000 to 3600 A.
- Patented switching technology up to 1500 VDC on 2 poles.
- High short-circuit option available.

Advantages

High-performance switching

SIRCO DC and SIRCO DC ESS load break switches include a patented technology providing 1500 VDC breaking capacity with only 2 poles, with significant power loss reduction. This range covers nominal values from 2000 to 3600 A, 1500 VDC.

Design tested in application

Designed and tested for numerous direct current applications, with tried-and-tested performance in the most difficult environments.

The arc quenching system provides safe disconnection, arc quenching and quick current interruption.

- Tested against high short-circuit systems with and without fuse protection to provide complete protection for the system above 210 kA.
- Tried-and-tested against severe environmental factors, in particular: "Annex Q level C according to IEC" tested in salt mist, at high temperature and altitude, tested in humidity cycle. ASTM D 2303).

Reduced total cost of ownership

Developed with a view to reducing costs for the user, the product has improvements that ensure the lowest total cost of ownership.

- Flexible connection configurations enable simple input and output connection, with savings made by not using bridging bars in series.
- The multi-circuit design enables configuration of one 3600 A circuit or two 1600 A circuits for greater flexibility.
- A single design for IEC and UL products provides the same base design for customers with IEC or UL machines.
- A compact solution with reduced footprint and weight improves the durability, while reducing packaging, transport and installation costs.

For more details about SIRCO PV and INOSYS for DC applications, please contact our sales representatives.

FP ESS

Fuses for Energy Storage Systems
from 160 to 3000 A, up to 1500 VDC



Advantages

Premium performance for energy storage

FP ESS fuses have been specially developed to meet the requirements of Energy Storage applications:

- They are sized for installations with potential short-circuit currents of up to 250 kA and continuous voltages of up to 1500 VDC,
- These fuses offer increased reliability, ensuring consistent performance over time. their silver-based composition protects them from premature ageing, making them perfectly suited to the cyclic operations characteristic of energy storage application.

Function

FP ESS fuses are designed specifically for DC networks with high voltage and short circuit levels. They perfectly meet the requirements of energy storage applications and ensure optimal protection of battery racks and battery connection panel (BCP) against short circuits and overloads.

General characteristics

- Premium performance for Energy Storage
- A range for a multitude of designs
- Certified coordination

A range for a multitude of designs

The FP ESS fuse range covers requirements from 160 to 3000 A, several mounting types and complies with UL, CSA and IEC standards. Combined with the advice of our experts, manufacturers are guaranteed to find the most suitable technical solution by limiting the energy transmitted to the Energy Storage system as much as possible in the event of a fault.

Certified coordination

Combining load break switches with FP ESS fuses enables us to surpass industry standards for protection and safety. Socomec conducts rigorous real-world testing on this combination to push the boundaries of performance and safety even further.

FP ESS - Frame 2

Rating	Reference			Standard Package Quantity	LP (₹)
	DIN	Bolted	Flush		
160A	61S12016	61S22016	61S32016	8	On Request
200A	61S12020	61S22020	61S32020	8	
250A	61S12025	61S22025	61S32025	8	
280A	61S12028	61S22028	61S32028	8	
315A	61S12032	61S22032	61S32032	8	
350A	61S12035	61S22035	61S22035	8	
400A	61S12040	61S22040	61S32040	8	
450A	61S12045	61S22045	61S32045	8	
500A	61S13050	61S23050	61S33050	8	
550A	61S13055	61S23055	61S33055	8	
630A	61S12063	61S22063	61S32063	8	
700A	61S12070	61S22070	61S32070	8	
800A	61S12080	61S22080	61S32080	8	

FP ESS

Fuses for Energy Storage Systems

from 160 to 3000 A, up to 1500 VDC

FP ESS - Frame 3

Rating	Reference			Standard Package Quantity	LP (₹)
	DIN	Bolted	Flush		
315A	61S13032	61S23032	61S32032	6	On Request
350A	61S13035	61S23035	61S32035	6	
400A	61S13040	61S23040	61S32040	6	
450A	61S13045	61S23045	61S32045	6	
500A	61S13050	61S23050	61S33050	6	
550A	61S13055	61S23055	61S33055	6	
630A	61S13063	61S23063	61S32063	6	
700A	61S13070	61S23070	61S33070	6	
800A	61S13080	61S23080	61S32080	6	
900A	61S13090	61S23090	61S33090	6	
1000A	61S13100	61S23100	61S32063	6	
1100A	61S13110	61S23110	61S33110	6	
1200A	61S13120	61S23120	61S32080	6	

FP ESS - Flush Type - Frame 4

Rating	Reference	Standard Package Quantity	LP (₹)
630A	61S34063	2	On Request
700A	61S34070	2	
800A	61S34080	2	
900A	61S34090	2	
1000A	61S34100	2	
1100A	61S34110	2	
1250A	61S34125	2	
1500A	61S34150	2	
1600A	61S34160	2	
1800A	61S34180	2	

FP ESS - Flush Type - Frame 5

Rating	Reference	Standard Package Quantity	LP (₹)
1250A	61S3 5125	1	On Request
1350A	61S3 5135	1	
1500A	61S3 5150	1	
1800A	61S3 5180	1	
2000A	61S3 5200	1	
2200A	61S3 5220	1	
2500A	61S3 5250	1	
2800A	61S3 5280	1	
3000A	61S3 5300	1	


It's time to Change Over



Switch to world leading
Changeover, switch to **SIRCOVER**

High-performance
switching

IEC
60947-6-1
compliant



Ultimate safety

Reliable and robust

Are you looking for safe and reliable electrical installation?

Discover SIRCOVER, the new generation of Changeover. Designed for demanding applications, compliant with IEC 60947-6-1 and IEC/IS 60947-3, they provide ultimate safety and optimum performance.

SIRCOVER

Manually operated transfer switching equipment:
- from 63 to 3200 A, 3 or 4 poles, bare switch or enclosed
- I-O-II, I-I+II-II or bypass



Scan to know more

socomec
Innovative Power Solutions

SIRCOVER

Manual Transfer Switching Equipment

From 63A to 3200A



SIRCOVER



Enclosed Switch



SIRCOVER Bypass



Extension Box

Function

SIRCOVER products are manually operated transfer switches with positive break indication. There are 2 ranges in the series:

- SIRCOVER for open transition switching (I-O-II) available in 4 poles. For applications where both sources are synchronised and there is to be no interruption to the load supply during transfer.
- SIRCOVER Bypass: This combination of three interlocked load break switches provides 3+6 or 4+8 poles for bypass applications.

They provide on-load transfer between two sources for any low voltage power circuit, as well as safety isolation by double breaking per pole. Other applications include source inversion (e.g. to change the direction of a motor) or grounding/earthing.

Advantages

High electrical performance

SIRCOVER is capable of switching all types of loads, without the need for a pre-breaking switch at the upstream. It is also compatible with motor and mixed loads up to utilisation category AC-33 at 415 VAC.

Easy to connect

Wider spearhead terminals for better clearance (up to B5 frame) enables easy termination of Aluminium cables / Busbars.

Safety of operations

SIRCOVER devices have three stable positions, unaffected by voltage fluctuations and vibrations, protecting your loads from network disturbances.

On-load and isolation switching

With its AC-23 and AC-33 characteristics, tested according to standards IEC 60947-3 and IEC 60947-6-1. The SIRCOVER enables safe on-load switching for any type of load. With its on-load transfer capabilities, it is not necessary to isolate loads prior to transfer. Therefore the SIRCOVER offers an economical solution.





High level of safety

SIRCOVER is based on a reliable switching mechanism that is fully independent on the user operating speed that includes a fail-safe mechanical interlock for all 3 positions (for I-O-II versions). Moreover they provide I-O-II position indicators directly on the handle and mechanism.

SIRCOVER - 3 Pole

HSN Code: 85365010

Conforms to IEC 60947-6-1 up to AC33B¹, IS/IEC 60947-3 up to AC-23A¹, Front operated 415 V, 50 Hz.

Solution			OPEN EXECUTION				ENCLOSED SOLUTION			
			KIT Type 1		KIT Type 2		Enclosed Switch		Extension Box	
Standard Configuration Includes										
			<ul style="list-style-type: none"> - Transfer switch - Direct handle - Bridging Bars up to 1600 A - Interphase barriers from frame B3 and above 		<ul style="list-style-type: none"> - Transfer switch - Bridging Bars up to 1600 A - Extended handle - 200 mm shaft - Interphase barriers from frame B3 and above 		<ul style="list-style-type: none"> - Transfer switch - Extended handle - Bridging Bars up to 1600 A - Extension shaft - Interphase barriers from frame B3 and above 		<ul style="list-style-type: none"> - Suitable for Top or Bottom Assembly (Price is for 1 number of extension box) 	
Frame	Rating	Poles	Reference	LP (₹)	Reference	LP (₹)	Reference	LP (₹)	Reference	LP (₹)
B3	125A	3P	41K13013A	26942	41K23013A	35772	41E13013A	38042	41E10002A	4996
	160A		41K13016A	30618	41K23016A	36128	41E13016A	38950		
	200A		41K13020A	32516	41K23020A	36782	41E13020A	39866		
B4	250A		41K13025A	32708	41K23025A	37198	41E13025A	40788	41E10003A	5118
	315A		41K13031A	33188	41K23031A	37818	41E13031A	43404		
	400A		41K13040A	48812	41K23040A	48864	41E13040A	62332		
B5	500A		41K13050A	72526	41K23050A	74522	41E13050A	100866	41E10005A	8468
	630A		41K13063A	73138	41K23063A	76162	41E13063A	102490		
	CD800A [#]		41K13079A	74476	41K23079A	79236	-	-		
B6	1000A		41K13100A	216164	41K23100A	241012	41E13100A	250830	41E10006A	17944
	1250A	41K13120A	244584	41K23120A	248896	41E13120A	264404			
B7	1600A	41K13160A	303536	41K23160A	330392	41E13160A	358524	41E10007A	58948	
B8	2000A	41K13200A	389262	41K23200A	415242	41E13200A	462468	41E10008A	75878	
	2500A	41K13250A	461688	41K23250A	477352	41E13250A	563888			
	3200A	41K13320A	632432	41K23320A	625764	41E13320A	804956			

CD - Compact Design

1) Please refer technical literature for exact technical characteristics

Rating 800A is also available in B6 Frame

SIRCOVER





Manual Transfer Switching Equipment

From 63A to 3200A

SIRCOVER - 4 Pole

HSN Code: 85365010

Conforms to IEC 60947-6-1 up to AC33B¹, IS/IEC 60947-3 up to AC-23A¹, Front operated 415 V, 50 Hz.

Solution			OPEN EXECUTION				ENCLOSED SOLUTION			
			KIT Type 1		KIT Type 2		Enclosed Switch		Extension Box	
Standard Configuration Includes										
			<ul style="list-style-type: none"> - Transfer switch - Direct handle - Bridging Bars up to 1600 A - Interphase barriers from frame B3 and above 		<ul style="list-style-type: none"> - Transfer switch - Bridging Bars up to 1600 A - Extended handle - 200 mm shaft - Interphase barriers from frame B3 and above 		<ul style="list-style-type: none"> - Transfer switch - Extended handle - Bridging Bars up to 1600 A - Extension shaft - Interphase barriers from frame B3 and above 		<ul style="list-style-type: none"> - Suitable for Top or Bottom Assembly (Price is for 1 number of extension box) 	
Frame	Rating	Poles	Reference	LP (₹)	Reference	LP (₹)	Reference	LP (₹)	Reference	LP (₹)
B2*	63A	4P	41K14006A	8786	41K24006A	8850	41E14006A	16720	41E10001A	3404
	100A		41K14010A	11320	41K24010A	11664	41E14010A	17760		
	CD125A		41K14011A	15236	41K24011A	15272	41E14011A	19342		
B3	125A		41G14013A	22760	41G24013A	24598	41E14013A	31860	41E10002A	4996
	160A		41G14016A	22978	41G24016A	25858	41E14016A	39602		
	200A		41G14020A	24888	41G24020A	26624	41E14020A	40388		
B4	250A		41G14025A	33118	41G24025A	42454	41E14025A	49266	41E10003A	5118
	315A		41G14031A	42100	41G24031A	45306	41E14031A	56814		
	400A		41G14040A	51996	41G24040A	54554	41E14040A	62186		
B5	630A		41G14063A	84290	41G24063A	90212	41E14063A	91798	41E10005A	8468
	CD800A [#]	41G14079A	88536	41G24079A	94036	-	-	-	-	
B6	1000A	41K14100A	302004	41K24100A	313508	41E14100A	322688	41E10006A	17944	
	1250A	41K14120A	338978	41K24120A	345116	41E14120A	355616			
B7	1600A	41K14160A	471020	41K24160A	479790	41E14160A	486996	41E10007A	58948	
B8	2000A	41K14200A	585866	41K24200A	636612	41E14200A	681422	41E10008A	75878	
	2500A	41K14250A	598800	41K24250A	644102	41E14250A	700612			
	3200A	41K14320A	665882	41K24320A	700044	41E14320A	921864			

CD - Compact Design

1) Please refer technical literature for exact technical characteristics

* Phase Barrier & Shaft is not available in B2

Rating 800A is also available in B6 Frame

SIRCOVER Accessories - 3 Pole & 4 Pole

HSN Code: 85381090



Frame	Direct Handle	LP (₹)	External Handle	LP (₹)	Shaft 200mm	LP (₹)	Shaft 320mm	LP (₹)
B2	42990002A	860	-	-	-	-	-	-
B3	41995012A	1656	14212113A	2304	14001020A	666	14001032A	1308
B4	41995012A	1656	14212113A	2304	14001020A	666	14001032A	1308
B5	41995012A	1656	14212113A	2304	14001020A	666	14001032A	1308
B6*	27997052A	4480	14433113A	5536	14011520A	1630	14011532A	4888
B7*	27997052A	4480	14433113A	5536	14011520A	1630	14011532A	4888
B8*	27997012A	4542	14538113A	58766	27993015A	8392	27993018	10574

* double arms handle



Frame	Interphase barrier 3P	LP (₹)	Interphase barrier 4P	LP (₹)	1st or 2nd Aux Contact (1NO/NC)	LP (₹)	Interlock Kit*	LP (₹)
B2	-	-	-	-	42091030A	932	42590002A	1024
B3	29985036A	638	29985039A	900	41090021A	972	42590003A	1144
B4	29985026A	764	29985029A	1070	41090021A	972	42590003A	1144
B5	29985016A	1036	29985019A	1598	41090021A	972	42590003A	1144
B6	-	-	-	-	41090021A	972	-	-
B7	-	-	-	-	41090021A	972	-	-
B8	-	-	-	-	41090021A	972	-	-

* for external operation of Kit 1, interlock kit can be used

* for using Interlock kit in K2, direct handle to be ordered extra

Old changeover switch (COS)		Retrofit Solutions		
Rating	Reference	Switch Reference	Kit Reference	LP (₹)
125A	GC01 254POI	GC01 254POI	41RT 4020A	5446
160A	GC01 604POI	GC01 604POI	41RT 4020A	5446
200A	GC02 004POI	GC02 004POI	41RT 4020A	5446
250A	GC02 504POI	GC02 504POI	41RT 4031A	7746
315A	GC03 204POI	GC03 204POI	41RT 4031A	7746
630A	GC06 304POI	GC06 304POI	41RT 4063A	11334

* for 400 A, please consult us.

* above list price is only for retrofit kit, for switch prices please refer page no. 22

* To replace Socomec old changeover (COS), use retrofit kit along with the NEW SIRCOVER with direct handle option

SIRCOVER BYPASS

Manual Transfer Switching Equipment

From 125A to 1600A

SIRCOVER BYPASS - 4 Pole

HSN Code: 85365010

Conforms to IS/IEC 60947-3 AC-23A¹, front operated 415 V, 50 Hz.

Solution		OPEN EXECUTION	
		SIRCOVER BYPASS	
Standard Configuration Includes			
		<ul style="list-style-type: none"> - Switch - Interphase barrier - External Handle - Bridging Bars - Shaft 200mm 	
Rating	Poles	Reference	LP (₹)
125A	4P	41K29013A	50180
160A		41K29016A	50446
200A		41K29020A	51808
250A		41K29025A	62656
400A		41K29040A	78184
500A		41K29050A	134348
630A		41K29063A	186278
800A		41K29080A	669398
1000A		41K29100A	689014
1250A		41K29120A	710192
1600A		41K29160A	971444

1) Please refer technical literature for exact characteristics

SIRCOVER BYPASS Accessories - 4 Pole

HSN Code: 85381090

Conforms to IS/IEC 60947-3 AC-23A¹, front operated 415 V, 50 Hz.



Rating	External Handle	LP (₹)	Shaft 200mm	LP (₹)	Shaft 320mm	LP (₹)	1st Aux Contact (1NO/NC)	LP (₹)
125A	14212113A	2304	14001020A	700	14001032A	1308	41090021A	972
160A	14212113A	2304	14001020A	700	14001032A	1308	41090021A	972
200A	14212113A	2304	14001020A	700	14001032A	1308	41090021A	972
250A	14333113A	5060	14011520A	1794	14011532A	4888	41090021A	972
400A	14333113A	5060	14011520A	1794	14011532A	4888	41090021A	972
500A	14333113A	5060	14011520A	1794	14011532A	4888	41090021A	972
630A	14333113A	5060	14011520A	1794	14011532A	4888	41090021A	972
1250A	41997146A	31316	27993015A	10070	27993018	10574	41090021A	972
1600A	41997146A	31316	27993015A	10070	27993018	19574	41090021A	972



When **energy** matters



ATyS is remotely operated or fully automatic transfer switching equipment (TSE) assures the continuity of power to a load in a safe and reliable way.

- **Wider range of ATyS** products for different applications. With or without dual power supply, ATS controller, Communication, Software and more.
- **Tested in full compliance** with IEC 60947-6-1 & IEC 60947-3.
- **Unique lateral movement design** with self cleaning contacts ensure high performance and power availability.
- **Wide band control voltage** 166 - 332 V for motor.
- **Self diagnostic watchdog relay** for the motor and controller.
- **3-positions (I-0-II) pad lockable** with 100% manual on-load transfer feasibility with operating handle.

ATyS: a complete range of transfer switching equipment for every application from 25A to 6300A




Scan to know more

 **socomec**
Innovative Power Solutions

ATyS S - ATyS Sd

Remotely Operated Transfer Switching Equipment

From 40A to 125A



ATyS S - ATyS Sd

Function

ATyS S products are 4 pole remotely operated transfer switches with positive break indication. They enable the on-load transfer of two three-phase supplies via remote volt-free contacts, from either an external automatic controller, using pulse logic, or a switch.

They are intended for use in low voltage power supply systems where a brief interruption of the load supply is acceptable during transfer.

Advantages

Extensive power supply range

The ATyS S is available in four supply versions, each with a broad range (+/-30%). The four versions are:

- 12 VDC power supply.
- 24/48 VDC power supply.
- 230 VAC single power supply.
- 2 x 230 VAC dual power supply.

Safety and reliability

ATyS S products use stable position technology, ensuring constant pressure on the contacts and preventing premature ageing. In addition, they do not require a power supply to maintain position, thus protecting their loads from voltage fluctuations.

Easy integration

ATyS S products can be easily installed inside enclosures. Their design, and in particular their compact size, enables integration within most 200 mm deep enclosures.

Simplified maintenance

Maintenance can be carried out easily under load, with manual operation still available. The control and motorisation section can be replaced simply by removing 4 screws, with no work required on the installation cabling.

ATyS Sd: Dual power supply

In addition to the functions offered by the ATyS S, the ATyS Sd incorporates supply redundancy without the need for additional wiring. This is obtained by integrating a double supply (2 independent supplies) directly within the product.

ATyS S - ATyS Sd - 4 Pole

HSN Code: 85365010

Solution		Remotely Operated							
		ATyS S 230 Vac		ATyS Sd 230 Vac x 2		ATyS S 12Vdc		ATyS S 24/48Vdc	
Standard Configuration Includes		- Switch - Handle - Bridging Bars		- Switch - Handle - Bridging Bars - Dual Power Supply		- Switch - Handle - Bridging Bars		- Switch - Handle - Bridging Bars	
Rating	Poles	Reference	LP (₹)	Reference	LP (₹)	Reference	LP (₹)	Reference	LP (₹)
40A	4P	95034004SL	42124	95134004SL	42758	95054004SL	42124	95064004SL	42124
63A		95034006SL	42996	95134006SL	44806	95054006SL	44044	95064006SL	44044
80A		95034008SL	43880	95134008SL	53138	95054008SL	47868	95064008SL	47868
100A		95034010SL	49622	95134010SL	54544	95054010SL	53604	95064010SL	49138
125A		95034012SL	53170	95134012SL	58448	95054012SL	57442	95064012SL	57442

ATyS r

Remotely Operated Transfer Switching Equipment

From 125A to 3200A



ATyS r

Function

ATyS r are 3 or 4 pole remotely operated motorised transfer switches with positive break indication. They enable the on-load transfer of two three-phase power supplies via remote volt-free contacts, from either an external automatic controller, using pulse logic, or a switch.

They are intended for use in low voltage power systems where interruption of the load supply is acceptable during transfer.

Advantages

Watchdog relay to check product availability

ATyS r products are equipped with a Watchdog relay which constantly monitors your product, thereby securing the installation. This relay informs in real time the user of the product's availability, i.e. whether it is operational and ready for source switching.

Integrated auxiliary contacts

As part of the product monitoring function, the ATyS r enable the transmission of information relating to their position. This is possible thanks to the standard integration of an auxiliary contact for each position.

Extended power supply range

ATyS r products offer greater availability thanks to their extensive power supply range of 208 to 277 VAC \pm 20%.

Even more robust

The updated design includes metal mounting legs across the entire ATyS range, improving the overall robustness of the switches. It also allows an easier and trouble-free mounting of the switches on a back plate with preassembled screws.

ATyS r - 4 Pole

HSN Code: 85365010

Solution		Remotely Operated	
Standard Configuration Includes		ATyS r	
		<ul style="list-style-type: none"> - Switch - Handle - Bridging Bars up to 1600A 	
Rating	Poles	Reference	LP (₹)
125A	4P	95234012SL	94860
160A		95234016SL	97290
200A		95234020SL	99612
250A		95234025SL	124274
315A		95234031SL	126192
400A		95234040SL	157020
500A		95234050SL	168580
630A		95234063SL	199408
800A		95234080SL	323158
1000A		95234100SL	390892
1250A		95234120SL	422856
1600A		95234160SL	524814
2000A		95234200G	766360
2500A		95234250G	857048
3200A		95234320G	1088986

* Please contact us for 3 Pole ATyS range

ATyS d H

Remotely Operated Transfer Switching Equipment

From 4000A to 6300A



ATyS d H

Function

The ATyS d H is a three-phase transfer switch, 3 and 4 poles, designed for low voltage high power applications that require high-performance and fast reliable switching. The open transition transfer is performed on-load in line with IEC 60947-6-1 and GB/T 14048-11 standards (Class PC) with minimal power supply interruption to the load during transfer.

The ATyS d H is remote transfer switching equipment (RTSE) with an integrated dual power supply (DPS) that accepts remote orders through volt-free contacts.

Advantages

Ready for installation in the enclosure of your choice

The ATyS d H has been designed to facilitate installation. It is composed of two switches that are mounted one above the other with easily accessible power connections located at the rear. Furthermore the ATyS d H does not need any external bridging bars as the load side is connected within the product. This enables to save time during installation.

Safe on-load transfer: I-0-II

The ATyS d H includes two mechanically interlocked switches to ensure fast switching whilst providing a neutral (Off - 0) position. This ensures that the main and alternative power supplies do not overlap.

High-performance switching

The ATyS d H offers high withstand short circuit current ratings of 143 kA Icm (making) and 65 kA for 0.1sec Icw (withstand). Further to its high short circuit withstand, the ATyS d H performance in terms of load switching capacity is AC-33iB (6 x In cos Ø 0.5) without derating.

ATyS d H - 3 Pole, 4 Pole - Fixed Type

HSN Code: 85365010

Rating	Poles	Reference	LP (₹)
4000A	3P	95333400	On Request
5000A		95333500	
6300A		95333630G	
4000A	4P	95334400	On Request
5000A		95334500	
6300A		95334630G	

ATyS A15

ATS Controller

Entry-level functionalities



ATyS A15

Function

ATyS A15 is an entry level ATSE controller without communications. It can be used to pilot a remotely operated transfer switch, such as ATyS r, ATyS S and ATyS d M, as well as contactors. ATyS A15 ensure the automatic or remotely controlled transfer from one source to another with fixed timers and thresholds.

General characteristics

- Self-powered from sensing.
- Wide voltage range (184-300 VAC).
- 24 VDC aux power supply (for optional use).
- Main/Main or Main/Genset networks.
- Fixed 1/0.
- Phase Rotation Checking.
- Door or DIN rail mounting.

Advantages

Flexible space saving

The ATyS A15 controller can be mounted on either a DIN rail or to the panel door, offering flexibility and optimising space.

Cost-effective

The ATyS A15 has an integrated DPS, for supplying the motorisation of the switch, and can be door mounted, therefore there's no need for an external DPS or display, reducing installation time and costs.

Fast commissioning & testing

- 8 dip-switches allow very fast commissioning, even offline.
- All main functions such as remote position control, mode selection, lamp test and genset test on load are available on the front of the product allowing quick and easy operation.

ATyS A15

HSN Code: 85381090

Reference	Description	LP (₹)
16000015	A15 Controller for RTSE products	30352

ATyS C25

ATS Controller

Entry-level functionalities



ATyS C25

Function

ATyS C25 is an entry level ATSE controller with communications. It can be used to pilot a remotely operated transfer switch, such as ATyS r, ATyS S and ATyS d M, as well as contactors type transfer switches, for circuit breaker type transfer switches see ATyS C55 and ATyS C65. ATyS C25 ensure the automatic or remotely controlled transfer from one source to another with fixed timers and thresholds.

General characteristics

- Self-powered from sensing.
- Voltage supply range (184 - 300 VAC).
- DC aux power supply (for optional use).
- Main/Main or Main/Genset networks.
- Fixed I/Os.
- RS485 Modbus communication.
- Voltage sensing on all phases.
- Three-phase + Neutral & Single-phase + Neutral networks.
- Phase rotation checking.
- Door or DIN rail mounting.

Advantages

Flexible space saving

The ATyS C25 controller can be mounted on either a DIN rail or to the panel door, offering flexibility and optimising space.

Cost-effective

The ATyS C25 has an integrated DPS, for supplying the motorisation of the switch, and can be door mounted, therefore there's no need for an external DPS or display, reducing installation time and costs.

Fast commissioning & testing

- 8 dip-switches allow very fast commissioning, even offline.
- All main functions such as remote position control, mode selection, lamp test and genset test on load are available on the front of the product allowing quick and easy operation.
- Remote product information is available through RS485 Modbus communication.

ATyS C25

HSN Code: 85381090

Reference	Description	LP (₹)
16000025	C25 Controller with RS485, for RTSE products	On Request

ATyS C55

ATS Controller

Mid-level functionalities



ATyS C55

Function

ATyS C55 is a complete ATSE controller that can be used to pilot a remotely operated transfer switch of any technology: motorised switches (e.g. ATyS r, ATyS Sor ATyS d M), circuit breakers or contactors. ATyS C55 ensure the automatic or remotely controlled transfer from one source to another, with configurable timers and thresholds, for any combination of sources: 2 transformers, 1 transformer and 1 genset or 2 gensets.

General characteristics

- Self-powered from sensing.
- Wide voltage range (88-576VAC).
- 24 VDC aux power supply (for optional use).
- 2 latching relays.
- Smart commissioning wizard.
- IP65 degree of protection with gasket (accessory).
- 1000 Alarms and Events.
- 6 fully configurable I/O.
- Genset scheduler.
- Door or back plate mounting.

Advantages

Fast commissioning

On initial power up, the ATyS C55's smart wizard will guide the operator through the commissioning process.

Versatile

The ATyS C55 is compatible with contactors, breakers and switches. It can also work for all type of 2-source applications combining mains and gensets.

Fast commissioning & testing

- High-resolution LCD screen with clear defined messages.
- Real-time pop-ups to show timers, alarms, faults and information alerts.
- Quick and easy access to main functions through the front face with direct key input.
- Complete configuration can be achieved through the front face or via software (EasyConfig).

ATyS C55

HSN Code: 85381090

Reference	Description	LP (₹)
16000055	C55 Controller with RS485 port, suitable for ATyS Circuit breaker Contactor technologies	On Request

ATyS C65

ATS Controller

Advanced functionalities



ATyS C65

Function

ATyS C65 is an advanced ATSE controller offering all the functions of the ATyS C55 with the addition of current, power & energy monitoring, increased I/O capacity and functions, load shedding, lift control function, energy backup, increased number of events and alarms (measurement and combination alarms) and DIRIS Digiware module compatibility.

General characteristics

- Self-powered from sensing.
- Wide voltage range (88 - 576 VAC).
- 24 VDC aux power supply (for optional use).
- 2 latching relays.
- Digiware 10-10: I/O extension up to 30 inputs and 18 outputs.
- Power & Energy metering with /1 A or /5 A current transformers.
- Energy backup.
- IP65 degree of protection (panel gasket included).
- 3000 Alarms and Events.

Advantages

Fast commissioning

On initial power up, the ATyS C65's smart wizard will guide the operator through the commissioning process.

User customisable

Front face LEDs, Load shedding, Genset schedulers and the lift control signal are just a few of the many customisable features available on ATyS C65.

Fast commissioning & testing

- The high-resolution LCD screen provides several dashboards enabling easy monitoring of all parameters, including power and energy consumption of the loads.
- The integrated energy backup provides transitional power to the product enabling status indication (switch position, timer status, fault notifications) and communication to remain active with no supply present.
- Quick and easy access to main functions through the front face with direct key input.
- Complete configuration can be achieved through the front face or via software (EasyConfig).

ATyS C65

HSN Code: 85381090

Reference	Description	LP (₹)
16000065	C65 Controller with RS485 com or ethernet webserver, suitable for ATyS Circuit breaker Contact technologies	On Request

ATyS a M

Preset Automatic Transfer Switching Equipment

From 25A to 160A



ATyS a M

Function

ATyS a M supports the automatic transfer between two power supply sources - and safe isolation - for any low voltage installation. The product includes an integrated pre-set controller which automatically transfers the power supply between the normal source (main transformer) and the emergency source (generating set or main transformer). They are intended for on-load operations, where a brief interruption of the load supply is acceptable during transition between sources (I-0-II).

General characteristics

- Range from 25 to 160 A.
- Available in 4P.
- AC-33B utilisation category.4
- Automatic or manual operations.
- Padlocking facility.
- Optional Modbus communication.

Advantages

Quick & easy commissioning

With an integrated and preset controller, configuration time is reduced to zero and the potential for human error is eliminated – making the commissioning process straightforward.

ATyS a M timers and thresholds are defined for the most relevant Main/Main and Main/GenSet applications, which means that source transfer is managed automatically.

Space saving

ATyS a M offers unrivalled flexibility for a seamless integration process, even in the most constrained enclosures and panels. Thanks to its modular design, mounting and cabling spaces are optimised to allow the use of more compact panels – which in turn reduces the total cost of ownership.

Proven reliability

ATyS a M has been designed and tested according to IEC 60947-6-1 and GB/T 14048.11, achieving performance of PC class – the most robust and reliable class, intended to preserve the transfer function for increased reliability and an improved return on investment. The AC-33B utilisation category confirms that the system is suitable for any type of load, including inductive loads such as motors.

ATyS a M - 4 Pole

HSN Code: 85365010

Rating	Poles	Reference	LP (₹)
25A	4P	93354002	On Request
32A		93354003	
40A		93354004	
63A		93354006	
80A		93354008	
100A		93354010	
125A		93354012	
160A		93354016	

ATyS p

Automatic Transfer Switching Equipment

From 125A to 3200A



ATyS p

Function

ATyS p are 3 or 4 pole automatic transfer switches with positive break indication. They incorporate all the functions offered by the ATyS t and g, as well as functions designed for power management and communication.

In automatic mode they enable the monitoring of, and the on-load changeover between, two power supply sources, in accordance with the parameters configured through LCD display, or via communication.

They are intended for use in low voltage power supply systems where a brief interruption of the load supply is acceptable during transfer.

Advantages

Recording of events

ATyS p switches enable effective monitoring of your installation thanks to timestamped event recording. Events can be retrieved and read via communication.

Optional communication modules

The ATyS p offers communication functions through the addition of optional modules, such as the RS485 Modbus or Ethernet with embedded Webserver.

Configuration software

Software (Easyconfig) is available enabling the ATyS p parameters to be easily configured and the existing configuration to be saved and sent to other units ..

Power measurements

ATyS p products are particularly suited to energy management and monitoring. In addition to their integrated power and energy measurement functions (with a 2% accuracy level), programmable inputs/outputs can be utilised to control load shedding based on a load level or tariff.

ATyS p - 4 Pole

HSN Code: 85365010


Solution		Automatically operated	
		ATyS p	
Standard Configuration Includes		<ul style="list-style-type: none"> - Switch - Handle - Bridging Bars up to 1600A - Voltage Sensing Kit 	
Rating	Poles	Reference	LP (₹)
125A	4P	95734012SLVR	On Request
160A		95734016SLVR	
200A		95734020SLVR	
250A		95734025SLVR	
315A		95734031SLVR	
400A		95734040SLVR	
500A		95734050SLVR	
630A		95734063SLVR	
800A		95734080SLVR	
1000A		95734100SLVR	
1250A		95734120SLVR	
1600A		95734160SLVR	
2000A		95734200VR	
2500A		95734250VR	
3200A		95734320VR	

* ATyS P - Optional RS485 & Ethernet Module

ATyS t M & ATyS g M

Automatic Transfer Switching Equipment

From 40A to 160A



Function

ATyS t M and ATyS g M are modular automatic transfer switches with positive break indication. ATyS t M are 4 pole (three-phase) devices and ATyS g M are 2 or 4 pole (single or three-phase) devices.

They have all the functions of the ATyS d M together with an integrated controller, giving them automatic features dedicated to mains/mains (ATyS t M) and mains/genset (ATyS g M) applications. They are intended for use in low voltage power supply systems where a brief interruption of the load supply is acceptable during transfer.

Advantages

Quick start

ATyS t M and g M transfer switches offer significant time saving during commissioning (the process takes 2 to 3 minutes). Thanks to the design that allows commissioning through just one potentiometer (4 on the ATyS g M) and four DIP switches, a screwdriver is all that is required to configure the parameters.

ATyS g M: dedicated to mains/genset applications

In addition to its single-phase and three-phase voltage & frequency monitoring for both incoming sources, the product's integrated controller also features functions that are specific to mains/genset applications (genset control, test on load, etc.).

ATyS t M: dedicated to three-phase mains/mains applications

The ATyS t M integrated controller has been designed to provide all the functions necessary for these applications (operation with or without priority, preferred source selection) together with the monitoring of the voltage and frequency of both sources for three-phase networks.

Secure programming

To ensure that the correct configuration is maintained an optional sealable cover can be fitted in order to avoid any unintentional modifications to the programming.

ATyS t M & ATyS g M - 4 pole

HSN Code: 85365010

Solution		Automatic Transfer Switch Equipment (ATSE)			
		ATyS t M		ATyS g M	
Standard Configuration Includes		- Switch - Handle		- Switch - Handle	
Rating	Poles	Reference	LP (₹)	Reference	LP (₹)
40A	4P	93444004G	61900	93544004G	On Request
63A		93444006G	66012	93544006G	
80A		93444008G	69530	93544008G	
100A		93444010G	71294	93544010G	
125A		93444012G	78774	93544012G	
160A		93444016G	95944	93544016G	

* Please consult us, for 2Pole ATyS M
* Bridging bars available as optional

ATyS p M

Automatic Transfer Switching Equipment

From 40A to 160A



ATyS p M
I-0-II 4P

Function

ATyS p M are single-phase or three-phase modular automatic transfer switches with positive break indication. Functions include ATyS t M and ATyS g M capability, with additional programmable parameters and a tripping function. A product model with communication is available.

They are intended for use in low voltage power supply systems where a brief interruption of the load supply is acceptable during transfer.

Advantages

Flexible programming

ATyS p M time delays and inputs/outputs are completely configurable, hence enabling the easy monitoring of specific applications (load shedding, test...) and the definition of an operating cycle specifically adapted to your application.

Trip function

ATyS p M features a function for returning to the 0 position in case of the loss of both power supply sources (tripping). This protects the load from issues due to source instability.

Communication and configuration

A specific version of ATyS p M is available with integrated Modbus communication. This gives access to most product data (status, voltages, frequencies...). A user friendly configuration software is also available free (Easyconfig) to configure, view and save all the parameters in the ATyS p M.

Remote control interface

Specifically designed for installations where the product is enclosed, the remote interface displays product status on the front panel (D10) or displays and controls with access to programming (D20).

ATyS p M - 4 Pole

HSN Code: 85365010

Solution		Automatic Transfer Switch Equipment (ATSE)			
		ATyS p M		ATyS p M + COM	
Standard Configuration Includes		- Switch - Handle		- Switch - Handle - With RS 485	
Rating	Poles	Reference	LP (₹)	Reference	LP (₹)
40A	4P	93644004G	On Request	93844004G	On Request
63A		93644006G		93844006G	
80A		93644008G		93844008G	
100A		93644010G		93844010G	
125A		93644012G		93844012G	
160A		93644016G		93844016G	

ATyS A - ATyS C

Automatic Transfer Switching Equipment

From 125A to 3200A



Function

ATyS A and ATyS C are 4 pole automatic transfer switches, with positive break indication. They incorporate the functions intended for mains/mains applications and mains/genset applications.

In automatic mode they enable the monitoring of, and the on-load changeover between, two power supply sources, in accordance with the parameters configured via DIP switches.

General characteristics

- Main/Main or Main/Genset networks.
- ATS with 3 stable positions : I-0-II.
- Built-in mechanical interlock.
- RS485 Modbus communication with ATyS C.
- Door or DIN rail mounted controller.

Advantages

Rapid commissioning

Voltage tapping and cable harness are supplied in a single package with motorised transfer switch and ATS controller. ATyS A and C switches offer significant time saving during commissioning (process takes 2 to 3 minutes). Owing to the design that allows commissioning through eight DIP switches, a screwdriver is all that is required.

Easy to use

The integrated design of the TSE offers an easy door mounting possibility of the ATS controller with the help of wire harness. Whilst providing an IP4x protection degree it enables an access to source availability and switch position visual information, as well as to the manual remote controls option.

Watchdog relay to check product availability

ATyS A and ATyS C products are equipped with a Watchdog relay which constantly monitors your product, thereby securing the installation.

This relay informs in real time the product's availability to the user, i.e. whether it is operational and ready for source switching.operation.

ATyS A - ATyS C

Automatic Transfer Switching Equipment

From 125A to 3200A

ATyS A - ATyS C - 4 Pole

HSN Code: 85365010

Solution		Automatically operated			
		ATyS A		ATyS C	
Standard Configuration Includes		<ul style="list-style-type: none"> - Switch - Handle - Controller with Harness - Bridging Bars upto 1600A - Voltage sensing kit 		<ul style="list-style-type: none"> - Switch - Handle - Controller with RS 485 port with Harness - Bridging Bars upto 1600A - Voltage sensing kit 	
Rating	Poles	Reference	LP (₹)	Reference	LP (₹)
125A	4P	95154012SL	134234	95254012SL	On Request
160A		95154016SL	136714	95254016SL	On Request
200A		95154020SL	139076	95254020SL	On Request
250A		95154025SL	164224	95254025SL	On Request
315A		95154031SL	166190	95254031SL	On Request
400A		95154040SL	197634	95254040SL	On Request
500A		95154050SL	209430	95254050SL	On Request
630A		95154063SL	240860	95254063SL	On Request
800A		95154080SL	359602	95254080SL	On Request
1000A		95154100SL	386626	95254100SL	On Request
1250A		95154120SL	465914	95254120SL	On Request
1600A		95154160SL	568892	95254160SL	On Request
2000A		95154200G	812818	95254200	On Request
2500A		95154250G	890916	95254250	On Request
3200A		95154320G	1138648	95254320	On Request

ATyS Accessories

HSN Code: 85381090



Reference	Description	LP (₹)
22994009	Shorting Links for ATyS a M	On Request
93240002	Shroud, 4P for ATyS a M	On Request
93350001	RS 485 module for ATyS a M	On Request
93350002	Fire Input module for ATyS a M	On Request
93350003	Genset start module for ATyS a M	On Request
95992010	HMI ATyS D10 compatible with ATyS d, t, g, p	11476
95992020	HMI ATyS D20 compatible with ATyS p, ATyS p M	12920
13094006	Bridging bars 40A - 125A for ATyS M	7958
13094016	Bridging bars 160A for ATyS M	14700
13994006	Voltage sensing kit for ATyS M	5658
13091001	Aux contact for ATyS a M and ATyS M (range from 25A – 160A) with 1 changeover for each position	6936
22944016	Terminal Shrouds for ATyS M	1396
48250204	Ethernet Module with RS 485 for ATyS p Diris A30 Diris A41 (Modbus Gateway)	55888
48250203	Ethernet Module for ATyS p Diris A30 Diris A41 (Modbus TCP or RTU over TCP protocol)	33542
48250092	RS 485 Modbus Communication	7424
15992001	2 Inputs/ Output modules for ATyS p	14036
15994001	Dual Power Supply for ATyS S ATyS r	24442
93240003	Bridging Bars ATyS M 80-125A	On Request
93240005	Bridging Bars ATyS a M 160A	
93240004	Shrouds ATyS A-D M 80-160A	

When **energy** matters



The choice of OEM and end users

- All-in-one solution, avoiding assembly issues
- Mechanical interlock providing isolation between sources
- Padlocking for safe maintenance operation
- Fire input Alarms and Genset Start/Stop
- Continuous product availability information
- Manual operation possible under load

Enclosed ATyS

Ranging from 40A - 800A



Scan to know more

socomec
Innovative Power Solutions

Enclosed ATyS

Automatic Transfer Switching Equipment

40A to 800A



Enclosed ATSE

Advantages

Quick and hassle-free installation:

Efficient and timely installation is made possible with factory-fitted bridging bars and aluminium-compatible power terminals, simplifying the process of setting up the cabinet. Additionally, the ATyS controller comes pre-wired in-house, saving you valuable time during installation.

Fast commissioning & testing

The ATyS controller boasts 8 dip-switches, enabling swift commissioning, even offline. Essential functions such as remote position control, mode selection, lamp test, and genset test on load are easily accessible on the front of the product, ensuring quick and effortless operation.

Function

Socomec ATyS enclosures are outfitted with high-quality motorized and automatic changeover switches. These switches continuously monitor the condition of your low voltage power sources, such as mains and backup generators, ensuring a seamless and automated transition between power sources whenever there is a disruption or voltage fluctuation.

ATyS enclosures are built for high-quality performance, quick installation, low-maintenance, and adaptability to meet diverse power requirements.

Low-maintenance for optimal performance:

Our ATyS models feature self-cleaning contacts, reducing the need for frequent maintenance. Enjoy a hassle-free experience and peace of mind knowing that your automatic transfer switch enclosure is designed for long-lasting performance.

Highly adaptable to your needs

To meet various power demands, the ATyS automatic enclosed changeover switches family offers a wide range of ratings. This adaptability ensures that our products are better suited to cater to the unique requirements of your critical applications.

Enclosed ATyS - 4 Pole

HSN Code: 85365010

Solution		Automatic Transfer Switch Equipment (ATSE)	
		ENCLOSED SOLUTION	
Standard Configuration Includes		- Switch - C25 Controller	
Rating	Poles	Reference	LP (₹)
40A	4P	87154004	96048
63A		87154006	97906
80A		87154008	100584
100A		87154010	105530
125A		87154012	108582
160A		87154016	140938
200A		87154020	143026
250A		87154025	167000
315A		87154031	174464
400A		87154040	202224
630A		87154063	236234
800A		87154080	367872

Optimise your energy performance with **Socomec**



Metering

Measurement and monitoring multi-circuit system
DIRIS Digiware



Single & Three phase energy meters
COUNTIS E & P



Measure

Measurement and monitoring multi-circuit system
DIRIS Digiware



Multifunction meters: PMD
Diris A series (10/20/30/40)



Digital Multifunction Power meter
MULTIS M-18



Electrical network analyser
DIRIS Q800



Centralise/ Monitor/ Analyse

Communication gateway
DIRIS M & D



Energy management software
WEBVIEW



PreciSense



Discover the video



VirtualMonitor



Discover the video



AutoCorrect



Discover the video



DIRIS Digiware BCM

Multi-circuit current acquisition module
with integrated sensors

The DIRIS Digiware BCM allows
the monitoring of all types of power
distribution units (PDUs).

- 3x quicker to install than standard solutions
- 2x quicker to configure than standard solutions
- Minimal footprint
- Maximum reliability



Scan to know more

socomec
Innovative Power Solutions

MULTIS M-18

Digital Multifunction Power Meter

Three phases - via CT up to 9999A dimensions 96 * 96 mm



Multis M-18

Functions

The MULTIS M-18 is a panel mounted digital meter displaying multi-measurement and energy values directly on its large backlit LCD display.

It is designed for utilisation on three-phase or single-phase networks with connection via CT and is suitable for applications of up to 9999A. The product can be configured by the user via the keypad and the display.

Advantages

Easy to use

Thanks to its large backlit LCD display and its multiple viewing screens with direct pushbutton access, MULTIS M-18 provide clear readings and are easy to use. They directly display a number of multi-measurement and metering values.

Advanced functionalities

The MULTIS M-18 offers input/output functions as standard and has a RS485 MODBUS communication output.

MULTIS M-18

HSN Code: 90318000

Reference	Description	LP (₹)
192J9060	Multis M-18, class 0.5s, LCD screen, U, V, I, F, P, Q, S, PF, KWH, KVARH, THD V & I, Min Max values, Imp Exp, with RS 485, with 4 Digital Input and 2 Digital Output	12094

DIRIS A-10

Multifunction Meters - PMD

Measuring and monitoring - modular format



DIRIS A-10

Advantages

Easy to use

Five direct access pushbuttons enable all measurements to be clearly viewed on its backlit LCD display.

Integrated temperature sensor

It allows variations in temperature to be detected.

Detects wiring errors

An integrated test function can be utilised to detect incorrect wiring and to automatically correct CT installation errors.

Functions

The DIRIS A-10 is a modular multifunction meter for measuring electrical values in low voltage networks with connection to current transformers.

It allows all electrical parameters to be displayed and utilised for communication and/or output functions.

General characteristics

- Backlit LCD display.
- Direct access key for currents (instant and maximum), current THD and test function.
- Direct access key for voltages, frequency and voltage THD.
- Direct access key for active, reactive and apparent power (instantaneous and max. values) and power factor.
- Direct access key for energies.
- Pushbutton for hour meter, temperature and programming menu access.
- Metrological LED.

Compliant with IEC 61557-12

IEC 61557-12 is a high-level standard for all PMDs (Performance Monitoring Devices) that are designed to measure and monitor electrical parameters in distribution networks.

Compliance with IEC 61557-12 ensures a high level of equipment performance, in terms of metrology, and the mechanical and environmental aspects (EMC, temperature, etc.).

DIRIS A-10

HSN Code: 90318000

Reference	Description	LP (₹)
48250400	DIRIS A10 W/O RS485,class 0.5s, V, I, F, P, Q, S, PF, kWh, kVARh, THDi & V, Dual source	23020
48250401	DIRIS A10 With RS485,class 0.5s, V, I, F, P, Q, S, PF, kWh, kVARh, THDi & V, Dual source	30398

DIRIS A-20

Multifunction Meters - PMD

Measurement and monitoring - door mounting



DIRIS A-20

Functions

DIRIS A-20 units are performance metering and monitoring devices that provide the user with all of the measurements needed to complete energy efficient projects successfully and to provide assured monitoring of electrical distribution.

All of this information can be used and analysed remotely with the help of energy efficiency software programs.

General characteristics

- Backlit LCD display
- Pushbutton for currents (instantaneous and maximum), THD currents and the connection correction function.
- Pushbutton for voltages, frequency and THD voltages.
- Pushbutton for power (instantaneous and maximum), active, reactive and effective, power factor.
- Pushbutton for energy sources and timer counter.

Advantages

User-friendly operation

With its large backlit multiple-display screen with 4 hot keys, the DIRIS A-20 is easy to use.

Compliant with IEC 61557-12

Reference standard for PMDs (Performance metering & monitoring devices), IEC 61557-12 guarantees performance levels and satisfactory performance from the PMDs under the environmental conditions typical of industrial and tertiary applications.

Detects wiring errors

The DIRIS A-20 is equipped with an error correction function for CT connection.

Customisable

Additional communication and input/output modules can extend the basic functional scope of this product. Equipped with additional modules, the DIRIS A-20 can provide the user with flexibility and expandability throughout the service life of the product.

DIRIS A-20

HSN Code: 90318000

Reference	Description	LP (₹)
48250402	DIRIS A20, class 0.5s, V, I, F, P, Q, S, PF, kWh, kVARh, max kW, kVA, kVAR, THDi & V up to 50th row	23198

DIRIS A-30/A41/A60

Multifunction Measuring Unit - PMD

Measurement and advanced monitoring - door mounting



DIRIS A-30

Functions

The DIRIS A-30 and A-41 are power monitoring devices that provide the user with all of the measurements needed to complete energy efficiency projects and to assure the monitoring of electrical distribution.

All the information can be used and analysed remotely using energy efficiency software packages.

General characteristics

- Backlit LCD display
- Pushbutton for currents and for connection correction function
- Pushbutton for voltages and frequency..
- Pushbutton for active, reactive and effective powers and for power factor.
- Pushbutton for maximum and average values for currents and power levels.
- Pushbutton for harmonics.
- Pushbutton for electrical energy meters, timers and impulse counters

Advantages

User-friendly operation

With its large backlit multiple-display screen with 6 hot keys, the DIRIS A-30 is easy to use.

Detects wiring errors

The DIRIS A-30 is provided with a correction function for TC wiring errors.

Customisable

The DIRIS A-30 can be equipped with additional modules that give the user flexibility throughout the service life of the product. Communication modules and additional digital or analogue inputs/outputs can be used to increase its range of functionality.

Compliant with IEC 61557-12

Reference standard for PMDs (Performance metering & monitoring devices), IEC 61557-12 guarantees performance levels and satisfactory performance from the PMDs under the environmental conditions typical of industrial and tertiary applications.

DIRIS A-30/A41/A60

HSN Code: 90318000

Reference	Description	LP (₹)
48250403**	DIRIS A30, class 0.5s, V, I, F, P, Q, S, PF, kWh, kVARh, kVAh, max & Avg(I, V, PF, kW, kVA, kVAR), THDi, V & I up to 63 rd row, 3ph current bar graph	28304
48250404	DIRIS A41, features same as DIRIS A30 + actual neutral current measurement through 4th CT	60854
48250207	DIRIS A 60, features same as DIRIS A30 + PQM Device for Voltage Sag, Swell & Current rise recordings	117362

** Upto max 4 modules possible & in that upto 3 nos, 2IN/2OUT & for balance modules max 1 no. can be fitted.

DIRIS A-30/A41/A60

Multifunction Measuring Unit - PMD

Measurement and advanced monitoring - door mounting

DIRIS A - Accessories

HSN Code: 90319000

Reference	Description	LP (₹)
48250080	1 OUT A20 module	6274
48250082	RS485 A20 module	6512
48250090	2 Pulse A30/A41 module	6224
48250092	RS 485 Modbus Communication for ATyS p/Diris A30/41	7424
48250093	2 0/4-20mA Analog Output module A30/A41	13984
48250094	2IN/2OUT A30/A41 module for alarm/trip purposes for Max V,I,F,P,Q,S, Temp,THD,V & I parameters	10104
48250097	Memory Module for A30/A41 with RTC & with storage for P+,P-,Q+,Q-, last Max/Min values for V,I,F,P,Q,THD,V & I	24636
48250203	Ethernet Module for ATyS p/Diris A30/41 (MODBUS TCP or RTU over TCP protocol)	33542
48250204	Ethernet Module with RS 485 for ATyS p/DirisA30/41 (Modbus gateway)	55888
48250205	PROFIBUS-DP A30 module	29938
48250206	Temperature module - Temp indication(Internal+3 External sensors PT 100)	28054

DIRIS Q800

HSN Code: 90318000

Reference	Description	LP (₹)
48260100	Diris Q800 Electrical network analyser with 192 x 144 mm color touchscreen for power quality/flicker/transient measurements/current waveform/Fresnel diagram	On Request



DIRIS A-40

Multifunction Measuring Unit - PMD

Measurement, monitoring and event analysis with smart sensors - door mounting



DIRIS A-40

Functions

The DIRIS A-40 is a panel-mounted power monitoring device (PMD). It is designed for measuring, monitoring and reporting electrical energy.

The DIRIS A-40 offers a range of functions for measuring voltage, current, power, energy and quality. It allows the analysis of a single-phase or three-phase load.

General characteristics

- Backlit LCD display
- Pushbutton for currents and for connection correction function
- Pushbutton for voltages and frequency.
- Pushbutton for active, reactive and effective powers and for power factor.
- Pushbutton for maximum and average values for currents and power levels.
- Pushbutton for harmonics.
- Pushbutton for electrical energy meters, timers and impulse counters

Advantages

Assisted configuration

The configuration wizard guides the user step by step. It also detects and corrects configuration errors. This cuts the commissioning time in half and always delivers a reliable result.

Smart sensors

Three current sensor formats (solid-core TE, split-core TR/ITR and Rogowski coil TF) allow integration of the DIRIS A-40 into new and existing electrical installations.

Connected to the Cloud

The range comprises IoT ready connected products that enable data to be exported automatically for remote operation without any limit on time, distance and time in storage.

Compliant with IEC 61557-12

Reference standard for PMDs (Performance metering & monitoring devices), IEC 61557-12 standard guarantees performance levels and satisfactory performance from the PMDs under the environmental conditions typical of industrial and tertiary applications.

DIRIS A-40

HSN Code: 90318000

Reference	Description	LP (₹)
48250500*	Diris A40 RS485,3I 20,CI 0.2,V, I, F, P, Q, S, PF, kWh, kVARh, kVAh, max & Avg(I, V, PF, kW, kVA, kVAR), THDi, V & I up to 63 rd row ,PQM Device for Voltage Sag,Swell & Current rise recordings	60780
48250501*	Diris A40 Ethernet,3I 20,CI 0.2,V, I, F, P, Q, S, PF, kWh, kVARh, kVAh, max & Avg(I, V, PF, kW, kVA, kVAR), THDi, V & I up to 63 rd row ,PQM Device for Voltage Sag,Swell & Current rise recordings, webview function inbuilt	72746
48250502*	Diris A40 Profibus,3I 20,CI 0.2,V, I, F, P, Q, S, PF, kWh, kVARh, kVAh, max & Avg(I, V, PF, kW, kVA, kVAR), THDi, V & I up to 63 rd row ,PQM Device for Voltage Sag,Swell & Current rise recordings	85616

* Mandatory to choose RJ12 cables & Adaptor Sensors with A40 meter for CT connections



DIRIS A-100/A-200

Multifunction Meters - PMD

Measurement and monitoring - door mounting



DIRIS A-200

Plug & play

- Unique RJ12 technology enables the quick, error-free and safe connection of current sensors.
- Simple and fast configuration through a step-by-step wizard, even for the most advanced features.
- Integrated Virtual Monitor technology enables the smart monitoring of protective devices with no auxiliary contacts and no extra wiring.

Best-in-class accuracy

PreciSense technology provides industry-leading accuracy which exceeds standards for billing, ensuring reliable and repeatable measurements under all conditions:

- Class 0.1 for the meter alone, according to IEC 61557-12 standard.
- Class 0.5 from 2% to 120% of the CT rating for the global measurement chain.
- Class 0.1s for active energy

Functions

The DIRIS A-100 / A-200 are panel-mounted power quality meters that can communicate either via MODBUS RTU over RS485, MODBUS TCP over Ethernet or BACnet IP. The device's four RJ12 independent current inputs enable the management of multiple circuits of several different types: for example, 4 single-phase loads or 1 three-phase load + 1 single-phase load. A core-balance toroid can be fitted onto the A-200 for additional residual current monitoring. Most types of sensors are compatible: solid-core, split-core or flexible Rogowski coils through quick-connect RJ12 sensors.

Advantages

The ultimate all-purpose power quality meter

- Native universal communication and digital inputs/outputs, eliminating the need for additional optional modules.
- Power supply up to 600VAC and network voltage monitoring up to 1039VAC.
- Multi-load management – up to 4 loads monitored on the same DIRIS A-100/A-200.

Advanced features*

- Waveform capture automatically triggered upon power quality events (voltage sag, swell, interruption, overcurrent) for the rapid identification of power system disturbances.
 - ITIC/CBEMA curves management.
 - Residual current monitoring through corebalanced toroids.
- *Applies only to the DIRIS A-200 product*

Fully customizable

- Splash screen and embedded webserver are easy to customise with your own brand logo and pictures.
- Customisable stand-by screen will display the measurement datasets that matter most to you.

DIRIS A-100/A-200

HSN Code: 90318000

Reference	Description	LP (₹)
48250600	DIRIS A-100 with RJ12 SENSORS + RS485 Modbus	On Request
48250604	DIRIS A-200 with RJ12 SENSORS + Ethernet Modbus TCP + RS485 Modbus	

COUNTIS E

Active Energy Meters

from 40A to 12000A



Countis E Series

Function

COUNTIS E is a range of modular electrical energy meters that provide an overview of energy consumed and produced, and also display power information and other measurements directly on the backlit LCD. COUNTIS E meters have native Ethernet communication capability and are fully integrated into the SOCOMEC monitoring ecosystem including Webview, screens, gateways and configuration software.

Advantages

Quick setup

It's simple to create, edit and save product settings with the Easy config System.

Advanced connectivity

COUNTIS E devices are available for all applications, including the most demanding, through advanced connectivity: Ethernet, Modbus, M-Bus

Integrated web server

Easy data exploitation thanks to a free integrated web server accessible on a standard web browser.

Reliable and safe

To guarantee a 100% reliable product, the COUNTIS E range is Accurate and reliable measurements - MID "Module B+D" directive certified.

Multi-tariff

It's now possible to reduce costs thanks to the meter's multi-tariff function, which facilitates energy usage at the most advantageous times.

COUNTIS E

HSN Code: 90318000

Reference	Description	LP (₹)
48503048	COUNTIS E17 1PH Direct 80A,Dual tariff, Active Energy Meter with Ethernet-MID	53452
48503055	COUNTIS E27 3PH Direct 80A,Dual tariff, Active Energy Meter with Ethernet - MID	71670
48503057	COUNTIS E48 3PH Dual Tariff Active Energy Meter via CT 1/5A up to 10000 A with Ethernet - MID	60002
48530000	COUNTIS ECi2 Multi-Utility Pulse concentrator With upto 7 Insulated Logical inputs	47078
48530001	COUNTIS ECi3 Multi-Utility Pulse concentrator With upto 7 Insulated Logical inputs+ 2 Analog inputs	53172

COUNTIS P

Din Rail Type AC & DC energy meters

Connection via shunts upto 4000 A



Countis P Series

COUNTIS P0x

Function

COUNTIS P0x are single-phase modular electrical energy meters that enable viewing of the different energies consumed and produced, and also of powers and other measurements directly on the backlit LCD display. They enable direct connection up to 45 A and are suitable for use in sub-billing applications thanks to their MID certification.

COUNTIS P1x

Function

COUNTIS P1x are single-phase modular electrical energy meters that enable viewing of the different energies consumed and produced, and also of powers and other measurements directly on the backlit LCD display. They enable direct connection up to 100 A and are suitable for use in sub-billing applications thanks to their MID certification.

COUNTIS P43-DC

Function

COUNTIS P43-DC are modular electrical energy meters for direct current (DC), that enable viewing of the different energies consumed and produced, and also of powers and other measurements directly on the backlit LCD display. They connect indirectly via a wide range of measurement shunts.

COUNTIS P3x

Function

COUNTIS P3x are three-phase modular electrical energy meters that enable viewing of the different energies consumed and produced, and also of powers and other measurements directly on the backlit LCD display. They enable direct connection up to 100 A and are suitable for use in sub-billing applications thanks to their MID certification.

COUNTIS P

HSN Code: 90318000

Reference	Description	LP (₹)
48505004	COUNTIS P04 1PH 45A MODBUS MID	9216
48505014	COUNTIS P14 1PH 100A MODBU MID	9840
48505034	COUNTIS P34 3PH 100A MODBU MID	19404
48505044	COUNTIS P44 CT1-5A MODBUS MID	21276
48505244	COUNTIS P44-2QCT 2RJ12 MOD MID	34812
48505444	COUNTIS P44-4QCT 4RJ12 MOD MID	46028
194S0425	QCT-C 3P BLOCK 25MM 40-160A	6238
194S0435	QCT-C 3P BLOCK 35MM 63-250A	6860
194S0445	QCT-C 3P BLOCK 45MM 160-630A	8576
194S0455	QCT-C 3P BLOCK 55MM 400-1000A	9066
194S0436	QCT-C-35 + 1X1M RJ12	11424

Integrated Technologies

Groundbreaking Technologies for Greater Simplicity and Performance



PreciSense

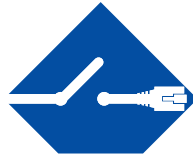
Products that are setting new standards in measurement accuracy

The PreciSense technology ensures 100% reliable accuracy across the global measurement chain.

Be guaranteed of the accuracy of your measurements:

- for the global measurement chain,
- for reliable measurements,
- for relevant corrective actions.

PreciSense offers the best accuracy on the market regardless of the type of current sensors used (solid core, split core, flexible or embedded in the DIRIS Digiware S module).



VirtualMonitor

The simple and cost-saving solution for monitoring your protective devices

The VirtualMonitor technology enables an advanced monitoring of protective devices at all levels within the electrical installation.

Virtual Monitor:

- detects the position and status of the protective device,
- detects if the breaker has tripped,
- counts the number of operations and trips.

VirtualMonitor technology monitors the status of protective devices:

- On your entire electrical installation (without additional space).
- Remotely and in real-time.
- Without additional hardware or wiring (without adding auxiliary contacts).



AutoCorrect

Software elimination of wiring errors

The AutoCorrect technology ensures that the measurement is properly wired at all times, thus avoiding on-site interventions.

AutoCorrect ensures the operation of the proper measuring system thanks to simple and rapid detection of wiring errors:

- automatic wiring control (voltage/current phase association),
- correction of errors with a single click,
- feature available off-load.

Error correction's are carried out without any physical modification to the wiring.



Discover the video



Discover the video



Discover the video




Integrated Technologies

Groundbreaking Technologies for Greater Simplicity and Performance

PreciSense, VirtualMonitor and AutoCorrect technologies are embedded in Socomec's power monitoring solutions.

Power metering and monitoring system for AC electrical installations

- DIRIS Digiware S with its 3 integrated sensors and DIRIS Digiware I associated with iTR sensors.



- | | | | |
|---|---|---|--|
| 1 | Multipoint display and communication gateway
DIRIS Digiware D | 6 | Differential toroids Δ IC |
| 2 | Voltage measurement module
DIRIS Digiware U | 7 | Residual Current Insulation Monitor (RCM)
DIRIS Digiware R-60 |
| 3 | Current measurement modules
DIRIS Digiware I | 8 | Current measurement module for power distribution units (PDU)
DIRIS Digiware BCM |
| 4 | Current measurement module with integrated sensors
DIRIS Digiware S | 9 | Digital and analogue input/output modules
DIRIS Digiware IO-10/IO-20 |
| 5 | Current sensors
TE/TR/iTR/TF sensors | | |


Selection guide

Power Monitoring System AC

DIRIS Digiware AC

Build your own AC system


System interface, displays and gateways (24 VDC)




Voltage acquisition module



Current acquisition module with integrated sensors



Current acquisition modules



Current sensors



Digital and analogue input/output modules



Find the best DIRIS Digiware configuration!



The Socomec Meter Selector is your digital assistant, helping you find the best DIRIS Digiware configuration for your power monitoring projects, and all in just a few clicks!

- Fill in information regarding your project.
- Download the system diagram and bill of material.
- All your projects are archived in your personal account.

DIRIS Digiware M

Multi-protocol Communication Gateways

For the DIRIS Digiware system



DIRIS Digiware M

Functions

The DIRIS Digiware M-50 and M-70 communication gateways are the access point for the DIRIS Digiware system, centralising the 24 VDC power supply and communication in one single point. The M-50 and M-70 act as the Ethernet gateway for all the devices connected on the Digiware or RS485 bus, and integrate a web server to configure the network parameters and to remotely display measurement data.

The M-50 and M-70 gateways offer a wide range of functionalities, including:

- Bluetooth connectivity to collect data from environmental sensors,
- memory extension for connected devices,
- automatic export of logged consumption and data to an FTP(S) server,
- notification emails if there is an alarm on one of the connected devices (SMTPS),
- automatic time synchronisation of all connected devices via SNTP.

Advantages

Plug & Play

- Direct Digiware and RS485 to Ethernet gateway.
- Automatic detection of connected devices.
- Easy setup.
- Safety Extra Low Voltage 24 VDC power supply.

Advanced connectivity

- Ethernet output for communication using multiple protocols: Modbus TCP, BACnet IP and SNMP v1, v2, v3 (encrypted) to suit any metering and power monitoring application.
- Possible to configure as RS485 slave to communicate measurement data to a second PLC, for example.

Embedded web server

A WEB-CONFIG is embedded in the M-50 gateway to configure the communication architecture. WEBVIEW-M is embedded in the M-70 gateway and available without license fees to visualise measurements and consumption remotely.

Cyber security

The M-50 and M-70 gateways include advanced cyber security features following the IEC 62443 referential to secure the transmission of data and reduce the risk of cyber attacks:

- customised security policy (blocking or restricting certain protocols and services),
- secured HTTPS navigation by uploading TLS/SSL certificates,
- secured data push (FTPS, SMTPS),
- implementation of a Firewall and Whitelist rules to guard against denial-of-service attacks.

Email notifications

The M-50/M-70 gateway can send email notifications in case of an alarm.

DIRIS Digiware M

HSN Code: 90318000

Reference	Description	LP (₹)
48290221	M50 : Multi-Protocol ethernet gateway	On Request
48290222	M70 : Multi-protocol ethernet gateway with embedded WEBVIEW-M web server	

DIRIS Digiware BCM

Multi-circuit Current Acquisition Module with Integrated Sensors for Power Distribution Units (PDU)

For 18 or 21 circuits



DIRIS Digiware BCM

Advantages

3x quicker to install than standard solutions

- The integrated current sensors do not require any wiring: they are directly integrated in the module.
- Quick RJ45 connection between modules.
- RJ12 connection for external current sensors.
- Integrated AutoCorrect technology that provides automatic wiring control and an error correction feature available off-load.

Maximum reliability

- A robust protective plastic cover safeguards the electronic components and reduces the risk of breakage. By not simply being an exposed PCB, the unit can, therefore, be handled manually.
- PreciSense technology ensures accurate and reliable measurements over a wide measurement range: class 0.5 accuracy for active energy according to IEC 61557-12 and ANSI C12.20 standards.
- Integrated VirtualMonitor technology to access the monitoring of protective devices across the entire electrical installation, both remotely and in real-time.

Functions

The DIRIS Digiware BCM is a multi-circuit current measurement module with 18 or 21 integrated sensors and allows the monitoring of all types of power distribution units (PDUs). These modules are also equipped with three RJ12 channels allowing them to be connected to TE/TR/iTR/TF current sensors using RJ12 cables and various Δ IC differential toroids.

General characteristics

- 18/21 integrated current sensors.
- Measures up to 120 A.
- Configurable as 18/21 single-phase circuits or 6/7 three-phase circuits.

2x quicker to configure than standard solutions

Easy Config System Software - free of charge – enables the configuration of multiple identical panels with a “duplication” function and also provides time-saving configuration templates enabling the initial design to be adapted with ease.

Minimal footprint

- No additional CT leads required - and therefore less cabling required.
- VirtualMonitor technology indicating the status of the protection elements eliminates the need to install auxiliary contacts.
- Connection to TE/TR/iTR/TF current sensors and Δ IC differential toroids to mutualize power consumption and residual current monitoring.

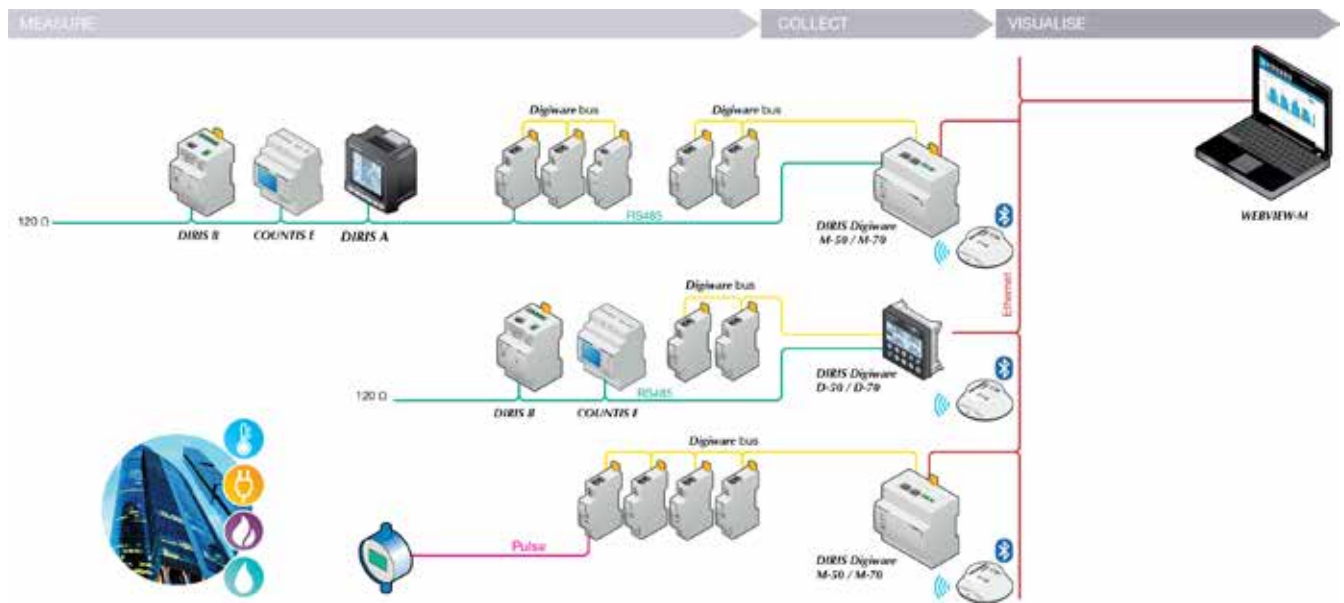
DIRIS Digiware BCM

HSN Code: 90318000

Reference	Description	LP (₹)
48290165	18 current inputs (18mm pitch)	On Request
48290166	18 current inputs (18mm pitch) + Virtual Monitor	
48290167	21 current inputs (19mm pitch)	
48290168	21 current inputs (19mm pitch + Virtual Monitor)	

DIRIS Digiware System

Architecture



Monitoring Devices

HSN Code: 90318000

Reference	Description	LP (₹)
48290010	DIRIS B-10 RS485-MODBUS-230VAC	On Request
48290000	DIRIS B-30 RS485-MODBUS-230VAC	



Diris Optional Modules

HSN Code: 90319000

Reference	Description	LP (₹)
48290030	DIRIS O-iod DIGITAL MODULE	On Request
48290031	DIRIS O-ioa 0/4-20mA MODULE	
48290032	DIRIS O-it TEMPERATURE MODULE	
48290033	DIRIS O-m MODBUS RS485 MODULE	
48290034	DIRIS O-p PROFIBUS DP MODULE	



Power Supply

HSN Code: 90319000

Reference	Description	LP (₹)
48290120	P15 AUX SUPPLY 100-240VAC->24 VDC 15W	On Request
47290603	P30 Aux Supply 100-240VAC- > 24VDC 20W	



Diris Digiware Input/Output Modules

HSN Code: 90319000

Reference	Description	LP (₹)
48290140	IO-10- 4 digital inputs/2 output module	On Request
48290145	IO-20 - 2 analogue input module	



Display

HSN Code: 90319000

Reference	Description	LP (₹)
48290200	DIRIS D-30 Single-point display	On Request
48290204	DIRIS D-50 Multi-point display - Ethernet output	
48290203	DIRIS D-70 Multi-point display - Webview Webserver - Ethernet output	



Blind Interface & Repeater

HSN Code: 90319000

Reference	Description	LP (₹)
48290101	C-31 SYSTEM INTERFACE	On Request
48290103	C-32 REPEATER	



Voltage Sensing Module

HSN Code: 90319000

Reference	Description	LP (₹)
48290105	U-10 VOLTAGES INPUTS METERING	On Request
48290102	U-30 VOLTAGES INPUTS ANALYSIS	



Closed Type Current Sensor

HSN Code: 90319000

Reference	Description	LP (₹)
48290500	TE-18 20A SOLID CORE	On Request
48290501	TE-18 63A SOLID CORE	
48290502	TE-25 160A SOLID CORE	
48290503	TE-35 250A SOLID CORE	
48290504	TE-45 630A SOLID CORE	
48290505	TE-55 1000A SOLID CORE	
48290506	TE-90 2000A SOLID CORE	



Open Type Current Sensor

HSN Code: 90319000

Reference	Description	LP (₹)
48290555	Split core - TR-10 - 25- 63A	On Request
48290556	Split core - TR-14 - 40 -160A	
48290557	Split core - TR-21 - 63-250A	
48290558	Split core - TR-32- 160 - 600A	



Current Sensing Module

HSN Code: 90319000

Reference	Description	LP (₹)
48290110	I-30 3xI METERING	On Request
48290111	I-31 3xI METERING + TREND	
48290112	I-60 6xI METERING	
48290113	I-61 6xI METERING + TREND	
48290130	I-35 3xI ANALYSIS	
48290129	I-43 4xI MONITORING 2I/2O	
48290131	I-45 4xI ANALYSIS 2I/2O	



Flexible Current Sensor

HSN Code: 90319000

Reference	Description	LP (₹)
48290573	TF-40 100 - 400A	On Request
48290570	TF-55 150 - 600A	
48290574	TF-80 150 - 600A	
48290575	TF-120 400 - 2000A	
48290576	TF-200 600 - 4000A	
48290577	TF-300 1600 - 6000A	
48290578	TF-600 1600 - 6000A	



RJ45 Cables

HSN Code: 90319000

Reference	Description	LP (₹)
48290181	RJ45-0.32 feet / 0.10m CABLE	On Request
48290188	RJ45-0.64 feet / 0.20m CABLE	
48290182	RJ45-1.64 feet / 0.50m CABLE	
48290183	RJ45-3.28 feet / 1m CABLE	
48290184	RJ45-6.56 feet / 2m CABLE	
48290186	RJ45-16.4 feet / 5m length CABLE	
48290187	RJ45-32.8 feet / 10m length CABLE	
48290185	RJ45 cables for BUS Digiware 164 feet / 50 m + 100 connectors	



RJ12 Cables

HSN Code: 90319000

Reference	Description	LP (₹)
48290580	RJ12 3x0.1m CABLE	On Request
48290581	RJ12 3x0.2m CABLE	
48290582	RJ12 3x0.3m CABLE	
48290583	RJ12 3x1m CABLE	
48290584	RJ12 3x2m CABLE	
48290588	RJ12 4x1m CABLE	
48290589	RJ12 4x2m CABLE	
48290590	RJ12 6x0.1m CABLE	
48290591	RJ12 6x0.2m CABLE	
48290592	RJ12 6x0.3m CABLE	
48290593	RJ12 6x1m CABLE	
48290594	RJ12 6x2m CABLE	
48290595	RJ12 3x0.5m CABLE	
48290596	RJ12 4x0.5m CABLE	
48290597	RJ12 6x0.5m CABLE	
48290602	RJ12 1 cable of 16.6ft/5m	
48290603	RJ12 1 cable of 32.8ft/10m	
48290601	RJ12 1 Cable of 164ft/50m and 100 connectors	



Accessories

HSN Code: 90319000

Reference	Description	LP (₹)
48290049	SEALING KIT DIRIS B30	On Request
48290050	USB CONFIGURATION CABLE	
48290180	END LINE RESISTANCE RJ45	
48290598	SPLICE PLATE x30	
48290599	CT/5A to 100 MV ADAPTOR	
48290600	SEALABLE COVER x20	
48290280	RJ9 1x1,5m	
48290281	RJ9 1x3m	





When **energy** matters



Ensuring the availability of high quality power

- Static uninterruptible power supplies (UPS) for high quality power free of distortions and interruptions occurring on the primary power supply,
- Changeover of static, high availability sources for transferring the supply to an operational back-up source,
- Permanent monitoring of the electrical facilities to prevent failures and reduce operating losses.



Scan to know more

Power Conversion

7 Solutions

- Modular UPS
- Single-phase UPS
- Three-phase UPS
- Static Transfer System (STS)

- Industrial & transformer based UPS
- UPS for Special applications
- Connected services

Online UPS | Static Transfer Switch(STS)

HSN Code(UPS): 85044090 | HSN Code(STS): 85369090

Phase	Product Name	Rating	Product code	Product Description	LP (₹)
1_Phase	ITYS-E	1 kVA	ITY-E-TW010B-I	1 kVA Single phase online UPS with Built-in Battery	27523
		2 kVA	ITY-E-TW020B-I	2 kVA Single phase online UPS with Built-in Battery	45969
		3 kVA	ITY-E-TW030B-I	3 kVA Single phase online UPS with Built-in Battery	53057
		1 kVA	ITY-E-TW010LB-I	1 kVA Single phase online UPS with External Battery option	23929
		2 kVA	ITY-E-TW020LB-I	2 kVA Single phase online UPS with External Battery option	40014
		3 kVA	ITY-E-TW030LB-I	3 kVA Single phase online UPS with External Battery option	44763
		6 kVA	ITY-E-TW060LB	6 kVA Single phase online UPS with External Battery option	87192
		10 kVA	ITY-E-TW100LB	10 kVA Single phase online UPS with External Battery option	137534
3_Phase	Masterys BC+	10 kVA	U4BQ013E00-0100	10 kVA MASTERYS BC+ UPS 3/3 400V PF=1 for External Battery Cabinet	254182
		20 kVA	U4BQ023E00-0100	20 kVA MASTERYS BC+ UPS 3/3 400V PF=1 for External Battery Cabinet	338848
1_Phase	STATYS XS	16A	3310016001	Static Transfer Switch 16A 230V 1P 2 Wires 2 Pole Switching (19" Rack Mountable)	49165
		32A	3310032001	Static Transfer Switch 32A 230V 1P 2 Wires 2 Pole Switching (19" Rack Mountable)	98522
3_Phase	STATYS	63A	3230063006	Statys Pack 63A 380/415V Three Phase 4 Wires 4 Pole Switching 19 Inches Rack	1350717
		100A	3230100006	Statys Pack 100A 380/415V Three Phase 4 Wires 4 Pole Switching 19 Inches Rack	1464164

*Note: Online UPS available from 1 kVA to 5400 kVA, Static transfer switches (STS) available up to 1800 A. For higher rating UPS & STS, send your query to info.in@socomec.com



When **energy** matters



ITYS E
UPS from 1 to 10 kVA

Affordable and reliable power protection

- True online double conversion (VFI) ensures high availability and total load protection.
- Constant voltage and frequency regulation adapts to different environments, applications, and GenSets.
- Wide input voltage tolerance extends battery life by minimizing unnecessary switchovers.
- Automatic bypass protects loads during overloads or faults, ensuring continuous operation.



Scan to know more

Discontinued Products

The product is available till stocks exists.

COUNTIS E

HSN Code: 90318000

Reference	Description	LP (₹)
48503058	COUNTIS E00 1PH,Direct 40A,Active Energy Meter,1 Module width(18 mm) with vertical LCD display	On Request
48503039	COUNTIS E03 1PH,Direct 40A,Active Energy Meter,1 Module width(18 mm) with vertical LCD display with MODBUS	
48503043	COUNTIS E13 1PH Direct 80A,Dual tariff, Active Energy Meter with MODBUS	
48503047	COUNTIS E17 1PH Direct 80A,Dual tariff, Active Energy Meter with Ethernet	
48503062	COUNTIS E21 3PH Direct 80A Dual tariff, Active Energy Meter with pulse output	
48503050	COUNTIS E23 3PH Direct 80A,Dual tariff, Active Energy Meter with MODBUS	
48503054	COUNTIS E27 3PH Direct 80A,Dual tariff, Active Energy Meter with Ethernet	
48503005	COUNTIS E30 3PH Direct 100A,Active Energy Meter with pulse output	
48503006	COUNTIS E31 3PH Direct 100A Dual tariff, Active Energy Meter with pulse output	
48503012	COUNTIS E33 3PH Direct 100A,Dual tariff, Active Energy Meter with MODBUS	
48503063	COUNTIS E41 3PH Dual Tariff Active Energy Meter via CT/5A upto 12000 A	
48503065	COUNTIS E43 Dual Tariff Active Energy Meter via CT/5A upto 12000 A & with RS485	

COUNTIS M

HSN Code: 90318000

Reference	Description	LP (₹)
48C03018	M03 1phase 45A direct - with Modbus communication via RS485; I,V,P,Q,S ,PF & 2Pulse Output Cl:1.0	On Request
48C03019	M13 1Phase 100 A direct - with MODBUS communication via RS485; I,V,P,Q,S ,PF & 2Pulse Output Cl:1.0	
48C03020	M33 3Phase 100 A direct - with MODBUS communication via RS485; I,V,P,Q,S,PF, load curves and THD & 2 Pulse Output Cl:1.0	
48C03021	M43 3Phase CT 5A input with RS485 MOSBUS communication; I,V,P,Q,S ,PF,load cuves and THD & 2 Pulse Output Cl:0.5	

Socomec India

General Terms and Conditions

1. PRICES

All Prices are mentioned in Indian Rupees. Prices are subjected to change without any prior notice will be applicable as prevailing at the time of Dispatch. This Price list is effective from June 15th 2026 and supersedes any previous price list.

2. TAXES & DUTIES

The prices are exclusive of all taxes

We will charge applicable Goods and Services Tax ('GST') on our supplies

In the event of variations in rate of tax, rules and/or method of assessment under the GST, the prices will be adjusted accordingly.

It will be the responsibility of customer to communicate its correct GSTIN to the Company. Company will not be responsible in case incorrect GSTIN is communicated to us and tax is deposited by us on GSTIN available in Company's record

3. WARRANTY

The Company warrants the goods against all proven defects or hidden defects in design and manufacturing. The Period of Warranty is 12 months from date of invoicing or 18 months from date of manufacturing, whichever is earlier. The warranty shall be strictly limited to Socomec products and does not extend to the equipment within which these products may be integrated or not to the performance of such equipment. The Company's warranty shall be limited, in its discretion, to the repair or replacement at its expense in its factory of all part of the goods recognized as defective. Defective items replaced free of charge shall be made available to the company and shall become its property. The warranty shall not be applicable.

3.1 In the event that the defect if due to the material supplied by the buyer, or due to design imposed by it.

3.2 In the event of damage or accident due to the transport or arising from negligence, defective installation, supervision or maintenance by the buyer or a third party.

3.3 In the event of use, installation or storage of the goods in abnormal conditions which are not in compliance.

3.4 In the event of any changes, adjustments or repairs carried out by buyer without express agreement of the company.

The warranty does not cover the replacement or repair of the items which are due to the fault of the buyer or third party.

Please scan the QR code for more detailed General Terms and Conditions of Sale (the "GTCs").



Power Conversion
Solutions



Power Switching and
Monitoring Solutions

Our Service Partners



For Service related queries, please mail us at:
service.in@socomec.com



ExpertCare Center

1800 203 0456

Socomec: our innovations supporting your energy performance

1 independent manufacturer

4,400 employees worldwide

8 % of sales revenue dedicated to R&D

400 experts dedicated to service provision

Your power management expert



POWER SWITCHING



POWER MONITORING



POWER CONVERSION



ENERGY STORAGE



EXPERT SERVICES

The specialist for critical applications

- Control, command of LV facilities
- Safety of persons and assets
- Measurement of electrical parameters
- Energy management
- Energy quality
- Energy availability
- Energy storage
- Prevention and repairs
- Measurement and analysis
- Optimisation
- Consultancy, commissioning and training

A worldwide presence

12 production sites

- France (x3)
- Italy (x2)
- Tunisia
- India
- China (x2)
- USA (x3)

30 subsidiaries and commercial locations

- Algeria • Australia • Belgium • China • Canada
- Dubai (United Arab Emirates) • France • Germany
- India • Indonesia • Italy • Ivory Coast • Netherlands
- Poland • Portugal • Romania • Serbia • Singapore
- Slovenia • South Africa • Spain • Switzerland
- Thailand • Tunisia • Turkey • UK • USA

80 countries

where our brand is distributed

Corporate Office

SOCOMEK INNOVATIVE POWER SOLUTIONS PVT. LTD.

B1, II Floor
Thiru-Vi-Ka Industrial Estate
Guindy, Chennai - 600 032
Mob: +91 9940633654
info.in@socomec.com

Regional & Resident Offices

Ahmedabad : +91 7358491515, +91 8879791802
Bengaluru : +91 9886323448, +91 9384880585
Chennai : +91 8939551274, +91 9384880585
Cochin : +91 8939550688, +91 9384880585
Coimbatore : +91 8939550688, +91 9384880585
Goa : +91 7506997662, +91 8879791802
Guwahati : +91 9840432731
Haryana : +91 9643897439, +91 9953595413
Hyderabad : +91 9515100487, +91 9384880585
Indore : +91 7338924106, +91 9953595413
Jaipur : +91 9384091531, +91 9953595413
Kolkata : +91 7550048077, +91 9840432731
Lucknow : +91 7550287770, +91 9953595413

Mumbai : +91 7506997662, +91 9987946398
Nagpur : +91 9987946398, +91 8879791802
Nashik : +91 7506997662, +91 8879791802
New Delhi : +91 9643897439, +91 9953595413
Noida & Ghaziabad : +91 9643897439, +91 9953595413
Pune : +91 9384674109, +91 8879791802
Punjab & J&K : +91 9643403926, +91 9953595413
Rajkot/Gandhidham : +91 7358491515, +91 8879791802
Surat/Vapi : +91 8939008184, +91 8879791802
Trivandrum : +91 8939550688, +91 9384880585
Vadodara : +91 8939008184, +91 8879791802
Vijayawada : +91 9515100473, +91 9384880585
Vizag : +91 9515100473, +91 9384880585



Manufacturing facility

SOCOMEK INDIA PRIVATE LIMITED

756 Pace City II, Sector 37
Gurugram - 122 001
Haryana
Tel: +91 124 4562700, 4597803
Fax: +91 124 4562733
CIN: U00000HR1999PTC038504

YOUR DISTRIBUTOR / PARTNER

www.socomec.co.in

